

Baldor•Reliance Severe Duty motors include features designed to protect against contamination, moisture, vibration and corrosion. These motors use Super-E® premium efficient electrical designs which are built to handle demanding duty cycles, provide high starting and peak torques, and operate over wide speed ranges. Severe Duty motors provide safe, long operating life, reliable performance, and reduced energy consumption in the toughest applications.



**Key Features:**

- Heavy duty cast iron construction
- Premium efficient electrical designs
- Enhanced ingress protection
- Corrosion resistant epoxy finish

**1/2 - 800 Horsepower**

Product Line		ECP/XES	841XL	661XL	Dirty Duty	Quarry Duty	Crusher Duty
Frame size range for stock products		143T-5810	143T-449T	182T-365T	56-256T	145T-215T	180T-449T
Electrical Features							
<b>Efficiency</b>	Baldor•Reliance motors meet or exceed all efficiency requirements for US, Canada and Mexico regulations	S	S	S	S	S	S
<b>Torque</b>	NEMA Design B Torques as a minimum	S	S	S	S	-	-
	NEMA Design C: High Torque	-	-	-	-	S	-
<b>Service Factor &amp; Temp. Rise</b>	NEMA Design A: High Torque design exceed NEMA Design C	-	-	-	-	-	S
	1.15 Service Factor – Continuous	S	S	S	S	S	-
<b>Inverter</b>	1.25 Service Factor up to 100 Hp, 1.15 Service Factor over 100 Hp - Continuous	-	-	-	-	-	S
	Class F insulation with Class B rise @ 1.0 Service Factor	S	S	S	S	S	S
	Suitable for Inverter use per NEMA MG1 Part 31.4.4.2	S	S	S	S	S	S
Mechanical Features							
<b>IP Code</b>	IP55 enclosure ingress protection (5008-5810 frames are IP54 rated)	S	-	-	-	S	S
	IP56 enclosure ingress protection	-	S	S	S	-	-
<b>Frame</b>	Steel Band Frame – cast iron endplates & conduit box, steel fan cover	-	-	-	S	S	-
	Cast Iron frame, endplates, conduit box & fan cover (5008-5810 frames have fabricated steel box and fan covers)	S	S	S	-	-	S
	Vertical lifting provisions for shaft up or down mounting	-	-	S	-	-	-
	Sealed joints between frame and endplates	S	S	S	S	S	S
<b>Shaft Seals</b>	Shaft Seals: Neoprene V-ring slinger – DE & ODE	S	-	-	-	-	S
	Shaft Seals: Non-Contact, rotating labyrinth seal – DE & ODE	-	S	S	S	-	-
	Shaft Seals: Large Dome slinger - DE	-	-	S	-	-	-
<b>Bearings &amp; Lubrication</b>	Ball Bearings designs	S	S	-	S	S	S
	Roller Bearing designs for belted applications	S	S	S	-	-	S
	Bearings: Non Regreasable, lubed for life, Double Sealed	-	-	-	S	-	-
	Bearings: Regreasable with grease inlet fitting and outlet threaded plug on DE & ODE	S	-	-	-	S	S
<b>Paint</b>	Bearings: Regreasable with PLS lubrication system 140T-449T frames. Grease inlet & auto relief fittings on DE & ODE. (Also included on ECP/XES & Crusher Duty 360T-449T Frames)	-	S	S	-	-	-
	Paint: Corrosion resistant 2 part epoxy paint system, exceeding 300 hrs. salt fog test per ASTM B 117, epoxy coated rotor and stator	S	S	S	-	S	S
<b>Conduit Box</b>	Paint: Corrosion resistant 2 part epoxy paint system, exceeding 2,000 hrs. salt fog test per ASTM B 117, epoxy coated rotor and stator	-	-	-	S	-	-
	Conduit box: Oversized, diagonally split with lipped cover, threaded NPT inlet and rotatable in 90 degree increments	S	S	S	-	-	S
<b>Nameplate</b>	Conduit box: Oversized, lipped cover, threaded NPT inlet, rotatable in 180 degree increments	-	-	-	S	S	-
	Nameplate: 304 series stainless steel embossed raised letter	S	S	S	S	-	S
<b>Other Key Features</b>	Nameplate: 304 series stainless steel laser etched letter	-	-	-	-	S	-
	Nameplate marked Class I, Division 2, Groups A, B, C, D with T2 temperature code or better.	S	S	S	-	-	-
<b>Certifications &amp; Tests</b>	Meets and exceeds IEEE 841	-	S	S	-	-	-
	Meets and exceeds IEEE 45	-	S	S	S	-	-
	Documented final motor test – ships with motor	-	S	S	-	-	-
<b>Warranty</b>	Warranty – in years from date of manufacture	3	5	5	3	3	3

S = Standard

For more information visit [baldor.com](http://baldor.com)

General Information

Single Phase Motors

General Purpose Industrial Motors

Severe Duty Motors

Large AC Motors

Washdown Duty Motors

Explosion Proof Motors

Pump Motors

HVAC Motors

Farm Duty Motors

**Three Phase, Totally Enclosed, 230/460 Volts,  
460 Volts & 575 Volts, Foot Mounted**

**1 thru 800 Hp**

**IP55**



**Features:**

- Robust cast iron construction
- Regreasable bearings all frames
- IP55, IP54 on 5000 frame and larger
- Embossed raised letter, 304 stainless steel nameplates
- Inverter ready nameplate
- Division 2, Class I, Groups A,B,C,D markings on nameplate

**Applications:**

- Chemical, Oil & Gas
- Pulp & Paper, Forest Products
- Metals & Foundries
- Cement, Aggregate & above ground Mining
- Food Processing
- Power Generation

Hp	RPM	NEMA Frame	Catalog Number	List Price	Mult. Sym.	"C" Dim.	Aprx. Wt. (lb)	Full Load Efficiency	Voltage	Full Load Amps	Notes (a)
<b>230/460 Volts &amp; 460 Volts</b>											
1	3600	143T	<b>ECP3580T</b>	950	SD	12.95	59	84	230/460	1.4	1
		143T	<b>ECP3580T-4</b>	950	SD	12.95	59	84	460	1.4	1
	1800	143T	<b>ECP3581T</b>	1,044	SD	12.95	64	87.5	230/460	1.5	1, 30
		143T	<b>ECP3581T-4</b>	1,044	SD	12.95	61	87.5	460	1.5	1
		143T	<b>ENCP3581T-4</b>	1,087	SD	11.36	56	87.5	460	1.5	1, 60
	1200	145T	<b>ECP3582T</b>	1,153	SD	12.95	68	82.5	230/460	1.7	1, 30
145T		<b>ECP3582T-4</b>	1,153	SD	12.95	69	82.5	460	1.7	1	
900	182T	<b>ECP3687T-4</b>	1,619	SD	15.93	103	78.5	460	2	1	
1 1/2	3600	143T	<b>ECP3583T</b>	1,080	SD	12.95	67	85.5	230/460	2	1, 30
		143T	<b>ECP3583T-4</b>	1,080	SD	12.95	67	85.5	460	2	1
	1800	145T	<b>ECP3584T</b>	1,063	SD	12.95	69	88.5	230/460	2.1	1, 30
		145T	<b>ECP3584T-4</b>	1,063	SD	12.95	72	88.5	460	2.1	1
	1200	182T	<b>ECP3667T</b>	1,349	SD	15.93	108	87.5	230/460	2.5	1, 30
		182T	<b>ECP3667T-4</b>	1,349	SD	15.93	108	87.5	460	2.5	1
900	184T	<b>ECP3668T-4</b>	2,015	SD	15.93	110	80	460	3.2	1	
2	3600	145T	<b>ECP3586T</b>	1,130	SD	12.95	74	86.5	230/460	2.5	1, 30
		145T	<b>ECP3586T-4</b>	1,130	SD	12.95	74	86.5	460	2.5	1
	1800	145T	<b>ECP3587T</b>	1,110	SD	12.95	75	88.5	230/460	2.8	1, 30
		145T	<b>ECP3587T-4</b>	1,110	SD	12.95	73	88.5	460	2.8	1
	1200	184T	<b>ECP3664T</b>	1,366	SD	15.93	122	88.5	230/460	3.2	1
		184T	<b>ECP3664T-4</b>	1,366	SD	15.93	120	88.5	460	3.2	1
900	213T	<b>ECP3772T-4</b>	2,541	SD	19.50	179	85.5	460	3.8	1	
3	3600	182T	<b>ECP3660T</b>	1,336	SD	15.93	104	88.5	230/460	3.4	1, 30
		182T	<b>ECP3660T-4</b>	1,336	SD	15.93	106	88.5	460	3.4	1
	1800	182T	<b>ECP3661T</b>	1,404	SD	15.93	110	89.5	230/460	4.1	1, 30
		182T	<b>ECP3661T-4</b>	1,404	SD	15.93	112	89.5	460	4.1	1
	1200	213T	<b>ECP3764T</b>	1,971	SD	19.50	185	90.2	230/460	4.5	1, 30
		213T	<b>ECP3764T-4</b>	1,971	SD	19.50	209	89.5	460	4.5	1
900	215T	<b>ECP3775T-4</b>	2,755	SD	19.50	203	85.5	460	5.2	1	
5	3600	184T	<b>ECP3663T</b>	1,644	SD	15.93	114	90.2	230/460	5.7	1, 30
		184T	<b>ECP3663T-4</b>	1,644	SD	15.93	111	89.5	460	5.7	1
	1800	184T	<b>ECP3665T</b>	1,429	SD	15.93	118	89.5	230/460	6.5	1, 30
		184T	<b>ECP3665T-4</b>	1,429	SD	15.93	119	89.5	460	6.6	1
	1200	215T	<b>ECP3768T</b>	1,998	SD	19.50	212	90.2	230/460	7.3	1, 30
		215T	<b>ECP3768T-4</b>	1,998	SD	19.50	227	90.2	460	7.3	1
900	254T	<b>ECP2280T-4</b>	4,385	SD	24.78	327	87.5	460	8.4	1	

(a) See notes on inside back flap.

■ Cast Iron Frame

**Three Phase, Totally Enclosed, 230/460 Volts, 460 Volts & 575 Volts, Foot Mounted**

Hp	RPM	NEMA Frame	Catalog Number	List Price	Mult. Sym.	"C" Dim.	Aprx. Wt. (lb)	Full Load Efficiency	Voltage	Full Load Amps	Notes (a)
7 1/2	3600	213T	ECP3769T	2,145	SD	19.50	169	91	230/460	8.6	1
		213T	ECP3769T-4	2,145	SD	19.50	173	91.7	460	8.6	1
	1800	213T	ECP3770T	1,799	SD	19.50	170	91.7	230/460	9.5	1
		213T	ECP3770T-4	1,799	SD	19.50	170	91.7	460	9.5	1
	1200	254T	ECP2276T	2,858	SD	24.78	335	91	230/460	10.7	1, 30
		254T	ECP2276T-4	2,858	SD	24.78	337	91	460	10.7	1
900	256T	ECP2401T-4	5,014	SD	24.78	347	86.5	460	12.2	1	
10	3600	215T	ECP3771T	2,284	SD	19.50	203	92.4	230/460	11	1
		215T	ECP3771T-4	2,284	SD	19.50	215	92.4	460	11	1
	1800	215T	ECP3774T	2,154	SD	19.50	231	92.4	230/460	12.5	1
		215T	ECP3774T-4	2,154	SD	19.50	211	92.4	460	12.5	1
	1200	256T	ECP2332T	3,713	SD	24.78	348	91.7	230/460	14.2	1, 30
		256T	ECP2332T-4	3,713	SD	24.78	347	91.7	460	14.2	1
900	284T	ECP2402T-4	5,849	SD	27.93	468	90.2	460	14.4	1	
15	3600	254T	ECP2294T	2,922	SD	24.78	300	91.7	230/460	17.2	1, 30
		254T	ECP2394T-4	2,922	SD	24.78	297	91.7	460	17.2	1
	1800	254T	ECP2333T	2,745	SD	24.78	314	92.4	230/460	18.1	1, 30
		254T	ECP2333T-4	2,745	SD	24.78	294	92.4	460	18.1	1
	1200	284T	ECP4100T	4,257	SD	27.93	449	92.4	230/460	19.7	1, 30
		284T	ECP4100T-4	4,257	SD	27.93	448	93	460	19.8	1
900	286T	ECP2395T-4	7,807	SD	27.93	479	89.5	460	21.5	1	
20	3600	256T	ECP4106T	3,408	SD	24.78	324	92.4	230/460	22	1, 30
		256T	ECP4106T-4	3,408	SD	24.78	328	92.4	460	23	1
	1800	256T	ECP2334T	2,944	SD	24.78	334	93	230/460	24	1, 30
		256T	ECP2334T-4	2,944	SD	24.78	333	93	460	24	1
	1200	286T	ECP4102T	5,784	SD	27.93	480	93	230/460	26	1
		286T	ECP4102T-4	5,784	SD	27.93	467	93	460	26	1
900	324T	ECP4112T-4	8,900	SD	30.27	600	90.2	460	30	1	
25	3600	284TS	ECP4107T	4,096	SD	26.62	396	91.7	230/460	28	1, 30
		284TS	ECP4107T-4	4,096	SD	26.62	410	91.7	460	28	1
	1800	284T	ECP4103T	3,852	SD	27.93	431	93.6	230/460	30	1, 30
		284T	ECP4103T-4	3,852	SD	27.93	435	93.6	460	30	1
	1200	324T	ECP4111T	6,044	SD	30.27	604	93	230/460	32	1, 30
		324T	ECP4111T-4	6,044	SD	30.27	608	93	460	32	1
900	326T	ECP4124T-4	11,114	SD	30.27	598	90.2	460	37	1	
30	3600	286TS	ECP4108T	4,993	SD	26.62	440	91.7	230/460	34	1
		286TS	ECP4108T-4	4,993	SD	26.62	424	91.7	460	34	1
	1800	286T	ECP4104T	4,574	SD	27.93	475	94.1	230/460	36	1, 30
		286T	ECP4104T-4	4,574	SD	27.93	470	94.1	460	36	1
	1200	326T	ECP4117T	7,791	SD	30.27	621	93	230/460	39	1, 30
		326T	ECP4117T-4	7,791	SD	30.27	633	93	460	39	1
900	364T	ECP4113T-4	11,752	SD	33.44	813	92.4	460	39.3	1	
40	3600	324TS	ECP4109T	6,859	SD	29.15	552	93.6	230/460	45	1
		324TS	ECP4109T-4	6,859	SD	29.15	566	93	460	46	1
	1800	324T	ECP4110T	5,984	SD	30.27	618	94.5	230/460	46	1, 30
		324T	ECP4110T-4	5,984	SD	30.27	626	94.5	460	46	1
	1200	364T	ECP4308T	9,710	SD	33.49	918	94.1	230/460	49.4	1
		364T	ECP4308T-4	9,710	SD	33.49	889	94.1	460	49.4	1
900	365T	ECP4315T-4	13,513	SD	33.44	813	93	460	52	1	
50	3600	326TS	ECP4114T	7,188	SD	29.15	619	93	230/460	56	1, 30
		326TS	ECP4114T-4	7,188	SD	29.15	610	94.1	460	56	1
	1800	326T	ECP4115T	7,024	SD	30.27	641	94.5	230/460	58	1, 30
		326T	ECP4115T-4	7,024	SD	30.27	668	94.5	460	58	1
	1200	365T	ECP4312T	10,343	SD	33.49	928	94.1	230/460	61.7	1
		365T	ECP4312T-4	10,343	SD	33.49	920	94.1	460	61.7	1
900	405T	ECP4417T-4	16,652	SD	38.20	1216	93	460	63	1	

(a) See notes on inside back flap.  
 ■ Cast Iron Frame

General Information  
 Single Phase Motors  
 General Purpose Industrial Motors  
 Severe Duty Motors  
 Large AC Motors  
 Washdown Duty Motors  
 Explosion Proof Motors  
 Pump Motors  
 HVAC Motors  
 Farm Duty Motors

Three Phase, Totally Enclosed, 230/460 Volts, 460 Volts & 575 Volts, Foot Mounted

Hp	RPM	NEMA Frame	Catalog Number	List Price	Mult. Sym.	"C" Dim.	Aprx. Wt. (lb)	Full Load Efficiency	Voltage	Full Load Amps	Notes (a)
60	3600	364TS	ECP4310T	10,431	SD	31.37	929	95	230/460	65.1	1
		364T	ECP4310T-4	10,431	SD	31.37	882	95	460	65.1	1
	1800	364T	ECP4314T	9,414	SD	33.49	933	95	230/460	68	1
		364T	ECP4314T-4	9,414	SD	33.49	941	95	460	68	1
	1200	404T	ECP4403T	14,128	SD	38.04	1281	95	230/460	69	1
		404T	ECP4403T-4	14,128	SD	38.04	1331	95	460	69	1
	900	404T	ECP4403TR-4	14,842	SD	38.20	1375	94.5	460	67.3	1, 5
75	3600	405T	ECP4418T-4	19,529	SD	38.20	1216	93	460	76	1
		365TS	ECP4313T	11,661	SD	31.37	1004	94.5	230/460	80.7	1
	1800	365TS	ECP4313T-4	11,661	SD	31.37	990	94.5	460	80.7	1
		365T	ECP4316T	11,000	SD	33.49	958	95.4	230/460	85.9	1
	1200	365T	ECP4316T-4	11,000	SD	33.49	962	95.4	460	84.9	1
		405T	ECP4316TR-4	11,625	SD	33.44	965	95.4	460	85.9	1, 5
	900	405T	ECP4404T	17,194	SD	38.04	1275	95	230/460	86.9	1
100	3600	405T	ECP4404T-4	17,194	SD	38.04	1334	94.5	460	86.8	1
		405T	ECP4404TR-4	17,908	SD	38.02	1334	94.5	460	86.5	1, 5
	1800	444T	ECP4419T-4	24,111	SD	44.75	1815	94.5	460	89.3	1
		405TS	ECP4402T	14,657	SD	35.04	1283	95	230/460	110	1
	1200	405TS	ECP4402T-4	14,657	SD	35.04	1272	95	460	110	1
		405T	ECP4400T-4	14,439	SD	38.04	1296	95.4	460	112	1
	900	405T	ECP4400TR-4	15,153	SD	38.20	1326	95.4	460	112	1, 5
125	3600	405TS	ECP4400TS-4	14,439	SD	35.04	1304	95.4	460	112	1
		444T	ECP4409T-4	18,912	SD	44.75	1871	95	460	119	1
	1800	444T	ECP4409T-4	18,912	SD	44.75	1871	95	460	119	1
		444T	ECP4409TR-4	20,140	SD	44.75	1871	95	460	119	1, 5
	1200	445T	ECP4420T-4	28,143	SD	44.75	1905	93.6	460	125	1
		444TS	ECP4412T	17,223	SD	40.83	1957	95	230/460	138	1
150	3600	444TS	ECP4412T-4	17,223	SD	40.83	1901	95	460	137	1
		444T	ECP4410T-4	17,070	SD	44.75	1950	95.4	460	144	1
	1800	444T	ECP4410TR-4	18,298	SD	44.75	1950	95.4	460	144	1, 5
		445T	ECP4411T-4	21,365	SD	44.75	2146	95	460	146	1
	1200	445T	ECP4411TR-4	22,593	SD	44.75	2146	95	460	146	1, 5
		447T	ECP4421T-4	30,823	SD	48.24	2330	95	460	149	1
200	3600	445TS	ECP4413T-4	20,191	SD	40.83	2017	95	460	164	1
		445T	ECP4406T-4	19,997	SD	44.75	2190	95.8	460	169	1
	1800	445T	ECP4406TR-4	21,225	SD	44.75	2190	95.8	460	169	1, 5
		447T	ECP44156T-4	24,088	SD	48.24	2546	95.8	460	170	1
	1200	447T	ECP44156TR-4	25,315	SD	48.24	2585	95.8	460	170	1, 5
		449T	ECP4422T-4	35,415	SD	53.24	3051	95	460	188	1
250	3600	447TS	ECP4416T-4	23,908	SD	44.48	2436	96.2	460	213	1
		447T	ECP4407T-4	24,056	SD	48.24	2545	96.2	460	223	1
	1800	447T	ECP4407TR-4	25,282	SD	48.24	2621	96.2	460	223	1, 5
		447TS	ECP4407TS-4	24,056	SD	44.48	2573	96.2	460	223	1
	1200	449T	ECP44206T-4	31,553	SD	53.24	3104	95.8	460	225	1
		449T	ECP44206TR-4	32,779	SD	53.24	3091	95.8	460	225	1, 5
	900	449T	ECP4423T-4	44,951	SD	53.24	3179	95	460	248	1
300	3600	449TS	ECP44252T-4	36,560	SD	49.48	2633	95.8	460	269	1
		449T	ECP4408T-4	30,527	SD	53.24	2981	96.2	460	276	1
	1800	449T	ECP4408TR-4	31,753	SD	53.24	2995	96.2	460	276	1, 5
		449T	ECP44256T-4	44,018	SD	53.24	3090	96.2	460	283	1
	1200	449T	ECP44256TR-4	45,244	SD	53.24	3093	95.8	460	287	1, 5
		L449T	ECP49258T-4	54,429	SD	60.13	3430	95	460	288	1, 99
300	3600	449TS	ECP44302T-4	53,433	SD	49.48	2789	96.2	460	318	1
		449T	ECP44304T-4	42,075	SD	53.24	3061	96.2	460	334	1
	1800	449T	ECP44304TR-4	43,302	SD	53.24	3048	96.2	460	334	1, 5
		L449T	ECP49306T-4	44,454	SD	60.13	3125	95.8	460	340	1, 99
	900	L449T	ECP49308T-4	65,528	SD	60.13	4089	95	460	378	14, 99

(a) See notes on inside back flap.

■ Cast Iron Frame

Three Phase, Totally Enclosed, 230/460 Volts, 460 Volts & 575 Volts, Foot Mounted

Hp	RPM	NEMA Frame	Catalog Number	List Price	Mult. Sym.	"C" Dim.	Aprx. Wt. (lb)	Full Load Efficiency	Voltage	Full Load Amps	Notes (a)	
350	3600	449TS	ECP44352T-4	64,135	SD	49.48	2965	95.8	460	370	1	
	1800	L449T	ECP49354T-4	50,488	SD	60.21	3543	96.2	460	384	1, 99	
	1200	5010	CP50356LR-4	48,522	LG	71.42	5500	95.2	460	397	1,5,18	
		5010	ECP50356LR-4	53,374	LG	71.42	5500	95.8	460	397	1,5,18	
	900	5012	ECP50358LR-4	63,429	LG	79.44	6600	95.2	460	436	1,5,18	
400	3600	449TS	ECP44402T-4	75,034	SD	49.48	3091	96.2	460	421	1	
	1800	L449T	ECP49404T-4	63,060	SD	60.21	3682	96.2	460	435	1,99	
	1200	5012	CP50406LR-4	54,485	LG	79.44	6600	95.4	460	452	1,5,18	
		5012	ECP50406LR-4	59,934	LG	79.44	6600	95.8	460	452	1,5,18	
	900	5012	ECP50408LR-4	66,888	LG	79.44	6600	95.2	460	500	1,5,18	
450	3600	5010	CP50452S-4	48,841	LG	67.45	5500	95	460	482	1,18	
		5010	ECP50452S-4	53,725	LG	67.45	5500	95.8	460	482	1,18	
	1800	5010	CP50454L-4	50,335	LG	71.14	5500	95.1	460	514	1,18	
		5010	ECP50454L-4	55,369	LG	71.14	5500	96.2	460	514	1,18	
	1200	5012	CP50456LR-4	56,630	LG	79.44	6600	95.4	460	508	1,5,18	
		5012	ECP50456LR-4	62,293	LG	79.44	6600	95.8	460	508	1,5,18	
	900	5012	ECP50458LR-4	87,790	LG	79.44	6600	95.5	460	594	1,5,7,18	
	500	3600	5010	ECP50502S-4	58,192	LG	67.14	5500	95.8	460	534	1,18
		1800	5010	ECP50504L-4	56,255	LG	71.14	5500	96.2	460	573	1,18
1200		5012	CP50506LR-4	59,777	LG	79.44	6600	95.7	460	564	1,5,18	
		5012	ECP50506LR-4	65,755	LG	79.44	6600	95.8	460	564	1,5,18	
900		5012	ECP50508LR-4	91,032	LG	79.44	6600	95.8	460	585	1,5,7,18	
600	3600	5010	CP58602S-4	73,507	LG	84.13	10000	95.4	460	662	1,18	
	1800	5012	CP50604L-4	60,667	LG	79.42	6600	96.1	460	674	1,18	
	1200	5012	CP50606LR-4	83,197	LG	79.44	6600	95.9	460	667	1,5,7,18	
	900	5810	CP58608LR-4	93,787	LG	83.30	10000	95.9	460	774	1,5,18	
700	3600	5810	CP58702S-4	90,798	LG	86.07	10000	95.9	460	767	1,18	
	1800	5012	CP50704L-4	69,380	LG	79.42	6600	95.8	460	794	1,18	
	1200	5810	CP58706LR-4	85,893	LG	83.30	10000	96.2	460	781	1,5,18	
	900	5810	CP58708LR-4	115,633	LG	83.30	10000	96.3	460	862	1,5,7,18	
800	3600	5810	CP58802S-4	91,412	LG	86.07	10000	96.1	460	878	1,18	
	1800	5012	CP50804L-4	74,504	LG	90.97	6600	96	460	916	1,18	
	1200	5810	CP58806LR-4	112,555	LG	83.30	10000	96.7	460	903	1,5,7,18	
	900	500	CP500808LR-4	191,325	LG	120.18	10000	96	460	915	1,5,7,18	
<b>575 Volt</b>												
1	3600	143T	ECP3580T-5	950	SD	12.95	61	84	575	1.1	1	
	1800	143T	ECP3581T-5	1,044	SD	12.95	65	87.5	575	1.2	1	
1 1/2	1800	145T	ECP3584T-5	1,063	SD	12.95	71	88.5	575	1.7	1	
2	1800	145T	ECP3587T-5	1,110	SD	12.95	75	86.5	575	2.3	1	
3	3600	182T	ECP3660T-5	1,336	SD	15.93	107	88.5	575	2.7	1	
	1800	182T	ECP3661T-5	1,404	SD	15.93	113	89.5	575	3.3	1	
	1200	213T	ECP3764T-5	1,971	SD	19.50	211	90.2	575	3.6	1	
5	3600	184T	ECP3663T-5	1,644	SD	15.93	111	89.5	575	4.6	1	
	1800	184T	ECP3665T-5	1,429	SD	15.93	118	89.5	575	5.3	1	
	1200	215T	ECP3768T-5	1,998	SD	19.50	196	90.2	575	5.8	1	
7 1/2	3600	213T	ECP3769T-5	2,145	SD	19.50	169	91.7	575	6.9	1	
	1800	213T	ECP3770T-5	1,799	SD	19.50	170	91.7	575	7.5	1	
	1200	254T	ECP2276T-5	2,858	SD	24.78	333	91.7	575	8.7	1	
10	3600	215T	ECP3771T-5	2,284	SD	19.50	182	92.4	575	8.9	1	
	1800	215T	ECP3774T-5	2,154	SD	19.50	231	92.4	575	10	1	
	1200	256T	ECP2332T-5	3,713	SD	24.78	347	91.7	575	11.5	1	
15	3600	254T	ECP2394T-5	2,922	SD	24.78	239	91.7	575	13.8	1	
	1800	254T	ECP2333T-5	2,745	SD	24.78	297	92.4	575	14.5	1	
	1200	284T	ECP4100T-5	4,257	SD	27.93	446	93	575	15.9	1	

(a) See notes on inside back flap.  
 Red Catalog Number indicates **NEW** Product  
 Cast Iron Frame

**Three Phase, Totally Enclosed, 230/460 Volts, 460 Volts & 575 Volts, Foot Mounted**

Hp	RPM	NEMA Frame	Catalog Number	List Price	Mult. Sym.	"C" Dim.	Aprx. Wt. (lb)	Full Load Efficiency	Voltage	Full Load Amps	Notes (a)
<b>575 Volt (cont.)</b>											
20	3600	256T	<b>ECP4106T-5</b>	3,408	SD	24.78	310	91.7	575	17.9	1
	1800	256T	<b>ECP2334T-5</b>	2,944	SD	24.78	325	93	575	19.2	1
	1200	286T	<b>ECP4102T-5</b>	5,784	SD	27.93	478	93	575	20.6	1
25	1800	284T	<b>ECP4103T-5</b>	3,852	SD	27.93	424	93.6	575	24	1
	1200	324T	<b>ECP4111T-5</b>	6,044	SD	30.27	612	93	575	25.7	1
30	1800	286T	<b>ECP4104T-5</b>	4,574	SD	27.93	467	94.1	575	29	1
40	1800	324T	<b>ECP4110T-5</b>	5,984	SD	30.27	623	94.5	575	36.8	1
50	1800	326T	<b>ECP4115T-5</b>	7,024	SD	30.27	652	94.5	575	45	1
60	1800	364T	<b>ECP4314T-5</b>	9,414	SD	33.49	936	95	575	54.4	1
75	1800	365T	<b>ECP4316T-5</b>	11,000	SD	33.49	966	95.4	575	68.7	1
100	1800	405T	<b>ECP4400T-5</b>	14,439	SD	38.04	1305	95.4	575	89.6	1
125	1800	444T	<b>ECP4410T-5</b>	17,070	SD	44.75	2054	95.4	575	115	1
150	1800	445T	<b>ECP4406T-5</b>	19,997	SD	44.75	2175	95.8	575	135	1
200	1800	447T	<b>ECP4407T-5</b>	24,056	SD	48.24	2570	96.2	575	178	1

(a) See notes on inside back flap.

■ Cast Iron Frame

General Information

Single Phase Motors

General Purpose Industrial Motors

Severe Duty Motors

Large AC Motors

Washdown Duty Motors

Explosion Proof Motors

Pump Motors

HVAC Motors

Farm Duty Motors

**Three Phase, Totally Enclosed, 460 & 230/460 Volts, C-Face**

**1 thru 200 Hp**

**IP55**



**Features:**

- Robust cast iron construction
- Regreasable bearings all frames
- Embossed raised letter, 304 stainless steel nameplates
- Inverter ready nameplate
- Division 2, Class I, Groups A,B,C,D markings on nameplate
- Locked bearing to allow mounting in any configuration

**Applications:**

- Chemical, Oil & Gas
- Pulp & Paper, Forest Products
- Metals & Foundries
- Cement, Aggregate & above ground Mining
- Food Processing
- Power Generation

Hp	RPM	NEMA Frame	Catalog Number	List Price	Mult. Sym.	"C" Dim.	Aprx. Wt. (lb)	Full Load Efficiency	Voltage	Full Load Amps	Notes (a)
<b>C-Face, Foot Mounted</b>											
1	1800	143TC	<b>CECP3581T</b>	1,099	SD	13.38	67	87.5	208-230/460	1.5	1
	1200	145TC	<b>CECP3582T</b>	1,211	SD	13.38	75	82.5	208-230/460	1.7	1
1 1/2	1800	145TC	<b>CECP3584T</b>	1,121	SD	13.38	72	88.5	208-230/460	2.1	1
	1200	182TC	<b>CECP3667T</b>	1,407	SD	16.68	99	87.5	208-230/460	2.5	1
2	1800	145TC	<b>CECP3587T</b>	1,166	SD	13.38	76	88.5	208-230/460	2.8	1
	1200	184TC	<b>CECP3664T</b>	1,422	SD	16.68	113	88.5	230/460	3.15	1
3	3600	182TC	<b>CECP3660T</b>	1,436	SD	16.68	112	88.5	230/460	3.4	1, 30
	1800	182TC	<b>CECP3661T</b>	1,505	SD	16.68	114	89.5	208-230/460	4.1	1
	1200	213TC	<b>CECP3764T</b>	2,072	SD	20.24	187	90.2	230/460	4.5	1, 30
5	3600	184TC	<b>CECP3663T</b>	1,744	SD	16.68	121	90.2	230/460	5.7	1, 30
	1800	184TC	<b>CECP3665T</b>	1,529	SD	16.68	130	89.5	208-230/460	6.6	1
7 1/2	1200	215TC	<b>CECP3768T</b>	2,098	SD	20.24	226	90.2	230/460	7.3	1, 30
	3600	213TC	<b>CECP3769T</b>	2,345	SD	20.24	173	91.7	230/460	8.6	1
	1800	213TC	<b>CECP3770T</b>	2,000	SD	20.24	170	91.7	230/460	9.5	1
10	1200	254TC	<b>CECP2276T</b>	3,059	SD	25.18	305	91	230/460	10.7	1, 30
	3600	215TC	<b>CECP3771T</b>	2,482	SD	20.24	203	92.4	230/460	11	1, 30
	1800	215TC	<b>CECP3774T</b>	2,354	SD	20.24	231	92.4	230/460	12.5	1
15	1200	256TC	<b>CECP2332T</b>	3,913	SD	25.18	323	91.7	230/460	14.2	1, 30
	3600	254TC	<b>CECP2294T</b>	3,505	SD	25.28	307	91.7	230/460	17.2	1, 30
	1800	254TC	<b>CECP2333T</b>	3,344	SD	25.18	297	92.4	230/460	18.1	1, 30
		254TC	<b>CECP2333T-4</b>	3,344	SD	25.18	296	92.4	460	18.1	1
20	1200	284TC	<b>CECP4100T</b>	4,856	SD	27.93	435	93	230/460	19.7	1, 30
	3600	256TC	<b>CECP4106T</b>	3,991	SD	25.28	333	92.4	230/460	22	1, 30
	1800	256TC	<b>CECP2334T</b>	3,544	SD	25.18	339	93	230/460	24	1, 30
256TC		<b>CECP2334T-4</b>	3,544	SD	25.18	336	93	460	24	1	
25	1200	286TC	<b>CECP4102T</b>	6,384	SD	27.93	460	93	230/460	26	1
	3600	284TSC	<b>CECP4107T</b>	4,868	SD	26.56	396	91.7	230/460	28	1, 30
	1800	284TC	<b>CECP4103T-4</b>	4,684	SD	27.93	440	93.6	460	30.5	1
		286TC	<b>CECP4103T</b>	4,684	SD	27.93	449	93.6	230/460	30	1, 30
30	1200	324TC	<b>CECP4111T</b>	6,876	SD	30.28	626	93	230/460	32	1, 30
	3600	286TSC	<b>CECP4108T</b>	5,766	SD	26.56	454	91.7	230/460	33	1
	1800	286TC	<b>CECP4104T</b>	5,406	SD	27.93	478	94.1	230/460	36	1, 30
286TC		<b>CECP4104T-4</b>	5,406	SD	27.93	475	93.6	460	35	1	
40	1200	326TC	<b>CECP4117T</b>	8,623	SD	30.28	640	93	230/460	39	1, 30
	3600	324TSC	<b>CECP4109T</b>	7,751	SD	28.78	571	93.6	230/460	45	1
	1800	324TC	<b>CECP4110T</b>	6,901	SD	30.28	628	94.5	230/460	46	1, 30
50	1200	364TC	<b>CECP4308T</b>	10,627	SD	33.44	908	94.1	230/460	49.4	1
	3600	326TSC	<b>CECP4114T</b>	8,079	SD	28.78	639	93	230/460	56	1, 30
	1800	326TC	<b>CECP4115T</b>	7,941	SD	30.28	656	94.5	230/460	58	1, 30
365TC		<b>CECP4312T</b>	11,260	SD	33.44	908	94.1	230/460	61.7	1	
100	1800	405TC	<b>CECP4400T-4</b>	15,928	SD	38.20	1388	95.4	460	112	1
150	1800	445TC	<b>CECP4406T-4</b>	22,059	SD	44.75	2138	96.2	460	165	1
200	1800	447TC	<b>CECP4407T-4</b>	26,536	SD	48.24	2455	96.2	460	221	1

(a) See notes on inside back flap.

■ Cast Iron Frame

Three Phase, Totally Enclosed, 460 & 230/460 Volts, C-Face

Hp	RPM	NEMA Frame	Catalog Number	List Price	Mult. Sym.	"C" Dim.	Aprx. Wt. (lb)	Full Load Efficiency	Voltage	Full Load Amps	Notes (a)
<b>C-Face, Footless</b>											
1	3600	56C	<b>VECP3580-4</b>	1,001	SD	14.50	60	84	460	1.4	1
	1800	56C	<b>VECP3581</b>	1,094	SD	14.50	66	87.5	208-230/460	1.5	1
		56C	<b>VECP3581-4</b>	1,094	SD	14.50	66	87.5	460	1.5	1
		143TC	<b>VECP3581T</b>	1,094	SD	14.57	67	87.5	208-230/460	1.5	1
		143TC	<b>VECP3581T-4</b>	1,094	SD	14.57	66	87.5	460	1.5	1
	1200	145TC	<b>VECP3582T</b>	1,205	SD	14.57	69	82.5	208-230/460	1.7	1
1 1/2	3600	143TC	<b>VECP3583T-4</b>	1,129	SD	14.57	67	85.5	460	2	1
	1800	145TC	<b>VECP3584T</b>	1,112	SD	14.57	71	88.5	208-230/460	2.1	1
		145TC	<b>VECP3584T-4</b>	1,112	SD	14.57	70	88.5	460	2.1	1
	1200	182TC	<b>VECP3667T</b>	1,431	SD	16.98	103	87.5	208-230/460	2.5	1
2	3600	145TC	<b>VECP3586T-4</b>	1,182	SD	14.57	74	86.5	460	2.5	1
	1800	145TC	<b>VECP3587T</b>	1,158	SD	14.57	75	88.5	208-230/460	2.8	1
		145TC	<b>VECP3587T-4</b>	1,158	SD	14.57	75	88.5	460	2.8	1
	1200	184TC	<b>VECP3664T</b>	1,451	SD	16.98	114	88.5	230/460	3.2	1
3	3600	182TC	<b>VECP3660T-4</b>	1,419	SD	16.98	103	88.5	460	3.4	1
	1800	182TC	<b>VECP3661T</b>	1,487	SD	16.98	112	89.5	230/460	4.1	1
		182TC	<b>VECP3661T-4</b>	1,487	SD	16.98	105	90.2	460	4.1	1
	1200	213TC	<b>VECP3764T</b>	2,140	SD	21.36	165	90.2	230/460	4.5	1, 30
5	3600	184TC	<b>VECP3663T-4</b>	1,727	SD	16.98	108	89.5	460	5.7	1
	1800	184TC	<b>VECP3665T</b>	1,513	SD	16.98	119	89.5	208-230/460	6.6	1
		184TC	<b>VECP3665T-4</b>	1,513	SD	16.98	119	89.5	460	6.6	1
	1200	215TC	<b>VECP3768T</b>	2,165	SD	21.36	225	90.2	230/460	7.3	1, 30
7 1/2	3600	213TC	<b>VECP3769T-4</b>	2,313	SD	21.36	173	91.7	460	8.6	1
	1800	213TC	<b>VECP3770T</b>	1,966	SD	21.36	170	91.7	230/460	9.5	1
		213TC	<b>VECP3770T-4</b>	1,966	SD	21.36	170	91.7	460	9.5	1
	1200	254TC	<b>VECP2276T</b>	3,392	SD	27.40	338	91	230/460	10.7	1, 30
10	3600	215TC	<b>VECP3771T-4</b>	2,450	SD	21.36	203	92.4	460	11	1
	1800	215TC	<b>VECP3774T</b>	2,322	SD	21.36	231	92.4	230/460	12.5	1
		215TC	<b>VECP3774T-4</b>	2,322	SD	21.36	231	92.4	460	12.5	1
	1200	256TC	<b>VECP2332T</b>	4,246	SD	27.40	348	91.7	230/460	14.2	1, 30
15	1800	254TC	<b>VECP2333T</b>	3,279	SD	27.40	314	92.4	230/460	18.1	1, 30
		254TC	<b>VECP2333T-4</b>	3,279	SD	27.40	303	92.4	460	18.1	1
	1200	284TC	<b>VECP4100T</b>	5,006	SD	30.68	503	93	230/460	19.7	1, 30
20	1800	256TC	<b>VECP2334T</b>	3,476	SD	27.40	338	93	230/460	24	1, 30
		256TC	<b>VECP2334T-4</b>	3,476	SD	27.40	365	93	460	24	1
	1200	286TC	<b>VECP4102T</b>	6,534	SD	30.68	528	93	230/460	26	1
25	1800	284TC	<b>VECP4103T</b>	4,602	SD	30.68	483	93.6	230/460	30	1, 30
	1200	324TC	<b>VECP4111T</b>	6,877	SD	33.03	636	93	230/460	32	1, 30

(a) See notes on inside back flap.

■ Cast Iron Frame

General Information

Single Phase Motors

General Purpose Industrial Motors

Severe Duty Motors

Large AC Motors

Washdown Duty Motors

Explosion Proof Motors

Pump Motors


HVAC Motors

Farm Duty Motors



**RPM XE, eXtreme Efficiency, Totally Enclosed, 460 Volts**

**10 thru 125 Hp**



RPM XE, TEFC Standard NEMA Frame



RPM XE, Power Dense

**Features:**

- TEFC, 1800 RPM, severe duty, Design B, 1.15 SF
- Efficiency two to four levels above NEMA premium
- Power dense and standard NEMA frame sizes
- Designed for across the line operation
- Suitable for adjustable frequency power in scalar mode
- Up to IE3 combined system efficiency when properly matched with VFD
- Operates at true synchronous speed regardless of load

**Applications:**

- Centrifugal fan and pump applications
- Continuous applications demanding the ultimate efficiency
- Compressors
- Applications demanding reduced weight or inertia

**Power Dense**

Hp	RPM	Frame	Encl	Catalog Number	List Price	Mult. Sym.	"C" Dim.	Aprx. Wt. (lb)	Full Load Efficiency	Full Load Amps	Dimension Sheet	Notes (a)
10	1800	FL1838	TEFC	<b>XEFRPM18104</b>	2,585	E2	21.76	158	93.0	10	617229-001	
15	1800	FL1844	TEFC	<b>XEFRPM18154</b>	3,295	E2	23.26	180	93.6	15	617232-001	
20	1800	FL1848	TEFC	<b>XEFRPM18204</b>	3,535	E2	24.26	194	94.1	20	617511-200	
25	1800	FL2158	TEFC	<b>XEFRPM21254</b>	4,625	E2	25.49	270	95.0	25	619697-901	
30	1800	FL2162	TEFC	<b>XEFRPM21304</b>	5,490	E2	26.49	290	95.0	30	617517-001	
40	1800	FL2562	TEFC	<b>XEFRPM25404</b>	7,180	E2	27.79	410	95.8	40	619698-901	
50	1800	FL2570	TEFC	<b>XEFRPM25504</b>	8,430	E2	29.79	475	96.2	50	617573-001	
60	1800	FL2873	TEFC	<b>XEFRPM28604</b>	11,300	E2	32.34	635	96.5	60	617512-200	
75	1800	FL2882	TEFC	<b>XEFRPM28754</b>	13,200	E2	34.59	720	96.8	75	617242-001	
100	1800	FL2898	TEFC	<b>XEFRPM201004</b>	17,330	E2	38.59	880	96.8	100	617248-001	
125	1800	FL2898	TEFC	<b>XEFRPM281254</b>	20,490	E2	38.59	880	96.8	125	617248-001	

**Standard NEMA Frame**

Hp	RPM	Frame	Encl	Catalog Number	List Price	Mult. Sym.	"C" Dim.	Aprx. Wt. (lb)	*Full Load Efficiency	Full Load Amps	Dimension Sheet	Notes (a)
10	1800	FL215T	TEFC	<b>XEFRPM21104</b>	2,585	E2	21.77	170	93.0	10	619704-001	
15	1800	FL254T	TEFC	<b>XEFRPM25154</b>	3,295	E2	23.89	195	93.6	15	619702-001	
20	1800	FL256T	TEFC	<b>XEFRPM25204</b>	3,535	E2	24.89	210	94.1	20	619703-001	
25	1800	FL284T	TEFC	<b>XEFRPM28254</b>	4,625	E2	26.38	290	95.0	25	619696-001	
30	1800	FL286T	TEFC	<b>XEFRPM28304</b>	5,490	E2	27.37	315	95.0	30	619697-001	
40	1800	FL324T	TEFC	<b>XEFRPM32404</b>	7,180	E2	28.81	435	95.8	40	619698-001	
50	1800	FL326T	TEFC	<b>XEFRPM32504</b>	8,430	E2	30.81	500	96.2	50	619699-001	
60	1800	FL364T	TEFC	<b>XEFRPM36604</b>	11,300	E2	32.93	690	96.5	60	619707-001	
75	1800	FL365T	TEFC	<b>XEFRPM36754</b>	13,200	E2	35.19	775	96.8	75	619706-001	
100	1800	FL405T	TEFC	<b>XEFRPM401004</b>	17,330	E2	40.58	955	96.8	100	619705-001	

(a) See notes on inside back flap.

Red Catalog Number indicates **NEW** Product

**BALDOR • RELIANCE****IEEE 841, Three Phase, Totally Enclosed,  
460 & 575 Volts****Severe Duty Motors****1 thru 250 Hp****IP56****Features:**

- Meets and exceeds the requirements of IEEE Std. 841-2009
- Patented PLS lubrication system for bearing longevity
- Inverter ready nameplate
- Meets IEEE 45 on nameplate
- IEEE 841 test report ships with the motor

**Applications:**

- Chemical, Oil & Gas
- Pulp & Paper, Forest Products
- Metals & Foundries
- Cement, Aggregate & above ground Mining
- Food Processing
- Power Generation

Hp	RPM	NEMA Frame	Catalog Number	List Price	Mult. Sym.	"C" Dim.	Aprx. Wt. (lb)	Full Load Efficiency	Voltage	Full Load Amps	Notes (a)
<b>460 Volts</b>											
1	3600	143T	ECP83580T-4	1,043	SD	12.88	60	84	460	1.4	1
		143T	ENCP83580T-4	994	SD	11.37	56	84	460	1.3	1, 60
	1800	143T	ECP83581T-4	1,145	SD	12.88	69	87.5	460	1.5	1
		143T	ENCP83581T-4	1,087	SD	11.37	60	87.5	460	1.5	1, 60
1 1/2	1200	145T	ECP83582T-4	1,228	SD	12.88	69	82.5	460	1.7	1
	3600	143T	ECP83583T-4	1,120	SD	12.88	69	85.5	460	2	1
		1800	145T	ECP83584T-4	1,165	SD	12.87	73	88.5	460	2.1
2	1200	182T	ECP83667T-4	1,414	SD	15.93	114	87.5	460	2.5	1
	3600	145T	ECP83586T-4	1,229	SD	12.88	78	86.5	460	2.4	1
		1800	145T	ECP83587T-4	1,217	SD	12.87	78	88.5	460	2.8
3	1200	184T	ECP83664T-4	1,537	SD	15.93	130	88.5	460	3.2	1
	3600	182T	ECP83660T-4	1,465	SD	15.93	116	88.5	460	3.4	1
		1800	182T	ECP83661T-4	1,541	SD	15.93	116	89.5	460	4.1
5	1200	213T	ECP83764T-4	2,143	SD	19.50	165	89.5	460	4.5	1
	3600	184T	ECP83663T-4	1,805	SD	15.93	132	89.5	460	5.6	1
		1800	184T	ECP83665T-4	1,570	SD	15.93	127	89.5	460	6.6
7 1/2	1200	215T	ECP83768T-4	2,215	SD	19.50	193	89.5	460	7.1	1
	3600	213T	ECP83769T-4	2,356	SD	19.50	179	91.7	460	8.6	1
		1800	213T	ECP83770T-4	1,978	SD	19.50	199	91.7	460	9.5
10	1200	254T	ECP82276T-4	3,195	SD	24.78	343	91	460	10.5	1
	3600	215T	ECP83771T-4	2,508	SD	19.50	225	91	460	11.3	1
		1800	215T	ECP83774T-4	2,342	SD	19.50	231	91.7	460	12.2
15	1200	256T	ECP82332T-4	4,079	SD	24.78	359	91.7	460	14.1	1
	3600	254T	ECP82394T-4	3,264	SD	24.78	308	91	460	17	1
		1800	254T	ECP82333T-4	3,015	SD	24.78	322	92.4	460	17.6
20	1200	284T	ECP84100T-4	4,712	SD	27.93	447	91.7	460	19.6	1
	3600	256T	ECP84106T-4	3,742	SD	24.78	328	91.7	460	22	1
		1800	256T	ECP82334T-4	3,260	SD	24.78	350	93	460	23.1
25	1200	286T	ECP84102T-4	6,350	SD	27.93	442	91.7	460	26	1
	3600	284TS	ECP84107T-4	4,575	SD	26.56	360	91.7	460	28	1
		1800	284T	ECP84103T-4	4,228	SD	27.93	441	93.6	460	30
30	1200	324T	ECP84111T-4	6,692	SD	30.66	638	93	460	32	1
	3600	286TS	ECP84108T-4	5,480	SD	26.56	442	91.7	460	34	1
		1800	286T	ECP84104T-4	4,979	SD	27.93	545	93.6	460	37
40	1200	326T	ECP84117T-4	8,709	SD	30.66	637	93	460	38.6	1
	3600	324TS	ECP84109T-4	7,498	SD	29.16	626	92.4	460	44	1
		1800	324T	ECP84110T-4	6,629	SD	30.66	629	94.1	460	46
50	1200	364T	ECP84308T-4	10,662	SD	33.49	927	94.1	460	49.4	1
	3600	326TS	ECP84114T-4	7,821	SD	29.16	623	93	460	55	1
		1800	326T	ECP84115T-4	7,783	SD	30.66	679	94.5	460	57
60	1200	365T	ECP84312T-4	11,355	SD	33.49	928	94.1	460	61.7	1
	3600	364TS	ECP84310T-4	11,558	SD	31.37	905	95	460	65.1	1
		1800	364T	ECP84314T-4	10,335	SD	33.49	913	95	460	68
	1200	404T	ECP84403T-4	14,718	SD	38.04	1271	95	460	69	1

(a) See notes on inside back flap. ■ Cast Iron Frame

For more information visit [baldor.com](http://baldor.com)

**IEEE 841, Three Phase, Totally Enclosed, 460 & 575 Volts**

Hp	RPM	NEMA Frame	Catalog Number	List Price	Mult. Sym.	"C" Dim.	Aprx. Wt. (lb)	Full Load Efficiency	Voltage	Full Load Amps	Notes (a)
75	3600	365TS	ECP84313T-4	12,802	SD	31.37	1045	94.5	460	80.7	1
	1800	365T	ECP84316T-4	12,019	SD	33.49	971	95.4	460	85.9	1
	1200	405T	ECP84404T-4	17,827	SD	38.04	1327	94.5	460	86.8	1
100	3600	405TS	ECP84402T-4	15,341	SD	35.04	1277	95	460	110	1
	1800	405T	ECP84400T-4	16,043	SD	38.04	1299	95.4	460	112	1
	1200	444T	ECP84409T-4	19,609	SD	44.75	1940	95	460	119	1
125	3600	444TS	ECP84412T-4	17,941	SD	40.98	1968	95	460	137	1
	1800	444T	ECP84410T-4	18,198	SD	44.75	2020	95.4	460	144	1
	1200	445T	ECP84411T-4	22,257	SD	44.75	2083	95	460	146	1
150	3600	445TS	ECP84413T-4	20,617	SD	40.98	2053	95	460	164	1
	1800	445T	ECP84406T-4	21,521	SD	44.75	2184	95.8	460	169	1
	1200	447T	ECP844156T-4	24,739	SD	48.24	2536	95.8	460	170	1
		447T	ECP844156TR-4	25,964	SD	48.24	2615	95.8	460	170	1, 5
200	3600	447TS	ECP84416T-4	27,256	SD	44.48	2433	96.2	460	213	1
	1800	447T	ECP84407T-4	25,892	SD	48.24	2582	96.2	460	223	1
		447T	ECP84407TR-4	27,119	SD	48.24	2608	96.2	460	223	1, 5
	1200	449T	ECP844206T-4	32,865	SD	53.24	3109	95.8	460	225	1
449T		ECP844206TR-4	34,092	SD	53.24	3108	95.8	460	225	1, 5	
250	3600	449TS	ECP844252T-4	43,915	SD	49.48	2790	96.2	460	266	1
	1800	449T	ECP84408T-4	33,052	SD	53.24	2959	96.2	460	276	1
		449T	ECP84408TR-4	34,246	SD	53.24	2995	96.2	460	276	1, 5
	1200	449T	ECP844256T-4	46,128	SD	53.24	3102	95.8	460	287	1
<b>575 Volts</b>											
1	3600	143T	ECP83580T-5	1,043	SD	12.88	63	84	575	1.1	1
	1800	143T	ECP83581T-5	1,145	SD	12.87	67	87.5	575	1.2	1
	1200	145T	ECP83582T-5	1,228	SD	12.88	69	82.5	575	1.4	1
1 1/2	3600	143T	ECP83583T-5	1,120	SD	12.87	71	85.5	575	1.6	1
	1800	145T	ECP83584T-5	1,165	SD	12.87	73	88.5	575	1.7	1
	1200	182T	ECP83667T-5	1,414	SD	15.93	105	87.5	575	2	1
2	3600	145T	ECP83586T-5	1,161	SD	12.88	79	86.5	575	1.9	1
	1800	145T	ECP83587T-5	1,217	SD	12.87	77	86.5	575	2.3	1
	1200	184T	ECP83664T-5	1,537	SD	15.93	128	88.5	575	2.5	1
3	3600	182T	ECP83660T-5	1,465	SD	15.93	116	88.5	575	2.7	1
	1800	182T	ECP83661T-5	1,541	SD	15.93	118	89.5	575	3.3	1
	1200	213T	ECP83764T-5	2,143	SD	19.50	211	89.5	575	3.6	1
5	3600	184T	ECP83663T-5	1,805	SD	15.93	130	89.5	575	4.5	1
	1800	184T	ECP83665T-5	1,570	SD	15.93	127	89.5	575	5.3	1
	1200	215T	ECP83768T-5	2,215	SD	19.50	226	89.5	575	5.7	1
7 1/2	3600	213T	ECP83769T-5	2,356	SD	19.50	179	91.7	575	6.9	1
	1800	213T	ECP83770T-5	1,978	SD	19.50	199	91.7	575	7.6	1
	1200	254T	ECP82276T-5	3,352	SD	24.78	348	91.7	575	8.4	1
10	3600	215T	ECP83771T-5	2,508	SD	19.50	225	90.2	575	9	1
	1800	215T	ECP83774T-5	2,342	SD	19.50	231	91.7	575	9.8	1
	1200	256T	ECP82332T-5	4,079	SD	24.78	357	91.7	575	11.4	1
15	3600	254T	ECP82394T-5	3,264	SD	24.78	305	91.7	575	13.7	1
	1800	254T	ECP82333T-5	3,015	SD	24.78	318	92.4	575	14.1	1
	1200	284T	ECP84100T-5	4,712	SD	27.93	445	91.7	575	15.6	1
20	3600	256T	ECP84106T-5	3,742	SD	24.78	324	91.7	575	17.9	1
	1800	256T	ECP82334T-5	3,260	SD	24.78	361	93	575	19	1
	1200	286T	ECP84102T-5	6,350	SD	27.93	443	91.7	575	21	1
25	3600	284TS	ECP84107T-5	4,575	SD	26.56	429	91.7	575	23	1
	1800	284T	ECP84103T-5	4,228	SD	27.93	345	93.6	575	24	1
	1200	324T	ECP84111T-5	6,692	SD	30.66	623	93	575	25.4	1
30	3600	286TS	ECP84108T-5	5,480	SD	26.56	422	91.7	575	27	1
	1800	286T	ECP84104T-5	4,979	SD	27.93	489	93.6	575	29	1
	1200	326T	ECP84117T-5	8,709	SD	30.66	635	93	575	31	1
40	3600	324TS	ECP84109T-5	7,498	SD	29.16	624	92.4	575	35	1
	1800	324T	ECP84110T-5	6,629	SD	30.66	635	94.5	575	37	1
	1200	364T	ECP84308T-5	10,662	SD	33.49	922	94.1	575	39.5	1

(a) See notes on inside back flap.  
 ■ Cast Iron Frame

General Information

Single Phase Motors

General Purpose Industrial Motors

Severe Duty Motors

Large AC Motors

Washdown Duty Motors

Explosion Proof Motors

Pump Motors

HVAC Motors

Farm Duty Motors

**IEEE 841, Three Phase, Totally Enclosed, 460 & 575 Volts**

Hp	RPM	NEMA Frame	Catalog Number	List Price	Mult. Sym.	"C" Dim.	Aprx. Wt. (lb)	Full Load Efficiency	Voltage	Full Load Amps	Notes (a)
<b>575 Volts (cont.)</b>											
50	3600	326TS	<b>ECP84114T-5</b>	7,821	SD	29.16	662	93	575	44	1
	1800	326T	<b>ECP84115T-5</b>	7,783	SD	30.66	653	94.5	575	45	1
	1200	365T	<b>ECP84312T-5</b>	11,355	SD	33.49	924	94.1	575	49.3	1
60	3600	364TS	<b>ECP84310T-5</b>	11,558	SD	31.37	932	95	575	52	1
	1800	364T	<b>ECP84314T-5</b>	10,335	SD	33.49	937	95	575	54.4	1
	1200	404T	<b>ECP84403T-5</b>	14,718	SD	38.04	1275	95	575	55.2	1
75	3600	365TS	<b>ECP84313T-5</b>	12,802	SD	31.37	998	94.5	575	64.5	1
	1800	365T	<b>ECP84316T-5</b>	12,019	SD	33.49	985	95.4	575	68.7	1
	1200	405T	<b>ECP84404T-5</b>	17,827	SD	38.04	1283	94.5	575	69.4	1
100	3600	405TS	<b>ECP84402T-5</b>	15,341	SD	35.04	1287	95	575	88	1
	1800	405T	<b>ECP84400T-5</b>	16,043	SD	38.04	1304	95.4	575	89.6	1
	1200	444T	<b>ECP84409T-5</b>	19,609	SD	44.75	1885	95	575	92	1
125	3600	444TS	<b>ECP84412T-5</b>	17,941	SD	40.98	1799	95.4	575	109	1
	1800	444T	<b>ECP84410T-5</b>	18,198	SD	44.75	1915	95.8	575	111	1
	1200	445T	<b>ECP84411T-5</b>	22,257	SD	44.75	2000	95.4	575	114	1
150	3600	445TS	<b>ECP84413T-5</b>	20,617	SD	40.98	2062	96.2	575	131	1
	1800	445T	<b>ECP84406T-5</b>	21,521	SD	44.75	1886	96.2	575	132	1
	1200	447T	<b>ECP844156TR-5</b>	25,964	SD	48.24	2595	95.8	575	136	1, 5
200	3600	447TS	<b>ECP84416T-5</b>	27,256	SD	44.48	2182	96.2	575	177	1
	1800	447T	<b>ECP84407T-5</b>	25,892	SD	48.24	2606	96.2	575	178	1
		447T	<b>ECP84407TR-5</b>	27,119	SD	48.24	2618	96.2	575	178	1, 5
250	1200	449T	<b>ECP844206TR-5</b>	34,092	SD	53.24	3100	95.8	575	180	1, 5
	3600	449TS	<b>ECP844252T-5</b>	43,915	SD	49.48	2784	96.2	575	212	1
		449T	<b>ECP84408T-5</b>	33,052	SD	53.24	2932	96.2	575	220	1
	1800	449T	<b>ECP84408TR-5</b>	34,246	SD	53.24	2732	96.2	575	220	1, 5

(a) See notes on inside back flap.

■ Cast Iron Frame

General Information

Single Phase Motors

General Purpose Industrial Motors

Severe Duty Motors

Large AC Motors

Washdown Duty Motors

Explosion Proof Motors

Pump Motors

HVAC Motors

Farm Duty Motors

**IEEE 841, Three Phase, TEFC, 460 & 575 Volts, C-Face**

**1 thru 250 Hp**

**IP56**



**Features:**

- Meets and exceeds the requirements of IEEE Std. 841-2009
- Patented PLS lubrication system for bearing longevity
- Inverter ready nameplate
- Meets IEEE 45 on nameplate
- IEEE 841 test report ships with the motor
- Locked bearing to allow mounting in any configuration

**Applications:**

- Chemical, Oil & Gas
- Pulp & Paper, Forest Products
- Metals & Foundries
- Cement, Aggregate & above ground Mining
- Food Processing
- Power Generation

Hp	RPM	NEMA Frame	Catalog Number	List Price	Mult. Sym.	"C" Dim.	Aprx. Wt. (lb)	Full Load Efficiency	Voltage	Full Load Amps	Notes (a)
<b>C-Face, Foot Mounted, 460 Volts</b>											
1	3600	143TC	CECP83580T-4	1,087	SD	13.38	63	84	460	1.4	1
		143TC	CENCP83580T-4	1,039	SD	12.00	61	84	460	1.3	1, 60
	1800	143TC	CECP83581T-4	1,190	SD	13.38	71	87.5	460	1.5	1
		143TC	CENCP83581T-4	1,130	SD	12.00	64	87.5	460	1.5	1, 60
1 1/2	1200	145TC	CECP83582T-4	1,273	SD	13.38	56	82.5	460	1.7	1
	3600	143TC	CECP83583T-4	1,164	SD	13.38	71	85.5	460	2	1
		1800	145TC	CECP83584T-4	1,212	SD	13.38	75	88.5	460	2.1
2	1200	182TC	CECP83667T-4	1,461	SD	16.69	99	87.5	460	2.5	1
	3600	145TC	CECP83586T-4	1,277	SD	13.38	80	86.5	460	2.4	1
		1800	145TC	CECP83587T-4	1,262	SD	13.38	78	88.5	460	2.8
3	1200	184TC	CECP83664T-4	1,681	SD	16.69	113	88.5	460	3.2	1
	3600	182TC	CECP83660T-4	1,552	SD	16.69	121	88.5	460	3.4	1
		1800	182TC	CECP83661T-4	1,644	SD	16.69	120	89.5	460	4.1
5	1200	213TC	CECP83764T-4	2,246	SD	20.23	211	89.5	460	4.5	1
	3600	184TC	CECP83663T-4	1,886	SD	16.69	136	89.5	460	5.6	1
		1800	184TC	CECP83665T-4	1,653	SD	16.69	131	89.5	460	6.6
7 1/2	1200	215TC	CECP83768T-4	2,298	SD	20.23	226	89.5	460	7.1	1
	3600	213TC	CECP83769T-4	2,445	SD	20.23	179	91.7	460	8.6	1
		1800	213TC	CECP83770T-4	2,094	SD	20.23	178	91.7	460	9.5
10	1200	254TC	CECP82276T-4	3,311	SD	25.28	346	91	460	10.5	1
	3600	215TC	CECP83771T-4	2,595	SD	20.23	225	91	460	11.3	1
		1800	215TC	CECP83774T-4	2,531	SD	20.23	231	91.7	460	12.2
15	1200	256TC	CECP82332T-4	4,268	SD	25.28	362	91.7	460	14.1	1
	3600	254TC	CECP82394T-4	3,549	SD	25.28	308	91	460	17	1
		1800	254TC	CECP82333T-4	3,465	SD	25.28	322	92.4	460	17.6
20	1200	284TC	CECP84100T-4	5,162	SD	27.93	420	91.7	460	19.6	1
	3600	256TC	CECP84106T-4	4,025	SD	25.28	328	91.7	460	22	1
		1800	256TC	CECP82334T-4	3,666	SD	25.28	356	93	460	23.1
25	1200	286TC	CECP84102T-4	6,756	SD	27.93	460	91.7	460	26	1
	3600	284TSC	CECP84107T-4	5,490	SD	26.56	433	91.7	460	28	1
		1800	284TC	CECP84103T-4	5,145	SD	27.93	430	93.6	460	30
30	1200	324TC	CECP84111T-4	7,609	SD	30.66	660	93	460	32	1
	3600	286TSC	CECP84108T-4	6,395	SD	26.56	470	91.7	460	34	1
		1800	286TC	CECP84104T-4	5,892	SD	27.93	465	93.6	460	37
40	1200	326TC	CECP84117T-4	9,622	SD	30.66	640	93	460	38.6	1
	3600	324TSC	CECP84109T-4	8,505	SD	29.16	587	92.4	460	44	1
		1800	324TC	CECP84110T-4	7,637	SD	30.66	600	94.1	460	46
50	1200	364TC	CECP84308T-4	11,670	SD	33.44	908	94.1	460	49.4	1
	3600	324TSC	CECP84114T-4	8,831	SD	29.16	670	93	460	55	1
		1800	326TC	CECP84115T-4	8,790	SD	30.66	683	94.5	460	57
	1200	365TC	CECP84312T-4	12,362	SD	30.44	925	94.1	460	61.7	1

(a) See notes on inside back flap.

■ Cast Iron Frame

IEEE 841, Three Phase, TEFC, 460 & 575 Volts, C-Face

Hp	RPM	NEMA Frame	Catalog Number	List Price	Mult. Sym.	"C" Dim.	Aprx. Wt. (lb)	Full Load Efficiency	Voltage	Full Load Amps	Notes (a)
60	3600	364TSC	CECP84310T-4	12,655	SD	31.37	899	95	460	65.1	1
	1800	364TC	CECP84314T-4	11,434	SD	33.49	906	95	460	68	1
75	3600	365TSC	CECP84313T-4	13,898	SD	31.37	1007	94.5	460	80.7	1
	1800	365TC	CECP84316T-4	13,119	SD	33.49	1050	95.4	460	85.9	1
<b>C-Face, Foot Mounted, 575 Volts</b>											
1	1800	143TC	CECP83581T-5	1,190	SD	13.38	71	87.5	575	1.2	1
2	1800	145TC	CECP83587T-5	1,262	SD	13.38	80	86.5	575	2.3	1
3	1800	182TC	CECP83661T-5	1,644	SD	16.69	122	89.5	575	3.3	1
5	1800	184TC	CECP83665T-5	1,653	SD	16.69	131	89.5	575	5.3	1
7 1/2	1800	213TC	CECP83770T-5	2,094	SD	20.23	211	91.7	575	7.6	1
10	1800	215TC	CECP83774T-5	2,531	SD	20.23	231	91.7	575	9.8	1
15	1800	254TC	CECP82333T-5	3,465	SD	25.28	309	92.4	575	14.1	1
20	1800	256TC	CECP82334T-5	3,666	SD	25.28	357	93	575	19	1
25	1800	284TC	CECP84103T-5	5,145	SD	27.93	444	93.6	575	24	1
30	1800	286TC	CECP84104T-5	5,892	SD	27.93	487	93.6	575	29	1
40	1800	324TC	CECP84110T-5	7,637	SD	30.66	670	94.5	575	36.8	1
50	1800	326TC	CECP84115T-5	8,790	SD	30.66	663	94.5	575	45	1
<b>C-Face, Footless, 460 Volts</b>											
1	3600	143TC	VECP83580T-4	985	SD	12.00	59	84	460	1.3	1, 60
	1800	143TC	VECP83581T-4	1,063	SD	12.00	63	87.5	460	1.5	1, 60
1 1/2	3600	143TC	VECP83583T-4	1,153	SD	14.56	75	85.5	460	2	1
	1800	145TC	VECP83584T-4	1,199	SD	14.56	76	88.5	460	2.1	1
2	3600	145TC	VECP83586T-4	1,264	SD	14.56	83	86.5	460	2.4	1
	1800	145TC	VECP83587T-4	1,250	SD	14.56	79	88.5	460	2.8	1
3	3600	182TC	VECP83660T-4	1,536	SD	16.69	121	88.5	460	3.4	1
	1800	182TC	VECP83661T-4	1,628	SD	16.69	117	89.5	460	4.1	1
5	3600	184TC	VECP83663T-4	1,871	SD	16.69	132	89.5	460	5.6	1
	1800	184TC	VECP83665T-4	1,637	SD	16.69	128	89.5	460	6.6	1
7 1/2	3600	213TC	VECP83769T-4	2,414	SD	20.24	179	91.7	460	8.6	1
	1800	213TC	VECP83770T-4	2,062	SD	20.24	211	91.7	460	9.5	1
10	3600	215TC	VECP83771T-4	2,563	SD	20.24	225	91	460	11.3	1
	1800	215TC	VECP83774T-4	2,499	SD	20.24	231	91.7	460	12.2	1
15	3600	254TC	VECP82394T-4	3,403	SD	25.28	304	91	460	17	1
	1800	254TC	VECP82333T-4	3,318	SD	25.28	324	92.4	460	17.6	1
20	3600	256TC	VECP84106T-4	3,879	SD	25.28	319	91.7	460	22	1
	1800	256TC	VECP82334T-4	3,517	SD	25.28	355	93	460	23.1	1

(a) See notes on inside back flap.

■ Cast Iron Frame

General Information  
Single Phase Motors  
General Purpose Industrial Motors  
Severe Duty Motors  
Large AC Motors  
Washdown Duty Motors  
Explosion Proof Motors  
Pump Motors  
HVAC Motors  
Farm Duty Motors

**661XL / IEEE 841, Three Phase, TEFC, 460 Volts,  
Foot Mounted**

**5 thru 75 Hp**

**IP56**



**Features:**

- Exceeds the requirements of IEEE Std. 841-2009 with the exception of using Mobilith grease for exceptional roller bearing performance
- Roller bearing for belted applications, 40,000 hours L10 life per API 661
- Vertical lifting provisions for shaft up and shaft down mounting
- Patented PLS bearing lubrication system
- IP56 enclosure: dome shaft slinger, bronze labyrinth shaft seal, gasketed conduit box and cover
- Inverter ready nameplate
- Meets IEEE 45 on nameplate
- IEEE 841 test report ships with the motor

**Applications:**

- Belt driven heat exchangers

Hp	RPM	NEMA Frame	Catalog Number	List Price	Mult. Sym.	"C" Dim.	Aprx. Wt. (lb)	Full Load Efficiency	Voltage	Full Load Amps	Notes (a)
5	1800	184T	ECP63665T-4	1,570	SD	15.93	128	89.5	460	6.6	1
7 1/2	1800	213T	ECP63770TR-4	2,248	SD	19.49	195	91.7	460	9.5	1, 5
10	1800	215T	ECP63774TR-4	2,611	SD	19.49	231	91.7	460	12.2	1, 5
15	1800	254T	ECP62333TR-4	3,372	SD	24.88	324	92.4	460	17.6	1, 5
20	1800	256T	ECP62334TR-4	3,617	SD	24.88	355	93	460	23.1	1, 5
25	1800	284T	ECP64103TR-4	4,676	SD	28.01	461	93.6	460	30	1, 5
30	1800	286T	ECP64104TR-4	5,426	SD	28.01	487	93.6	460	37	1, 5
40	1800	324T	ECP64110TR-4	7,198	SD	30.76	600	94.1	460	46	1, 5
50	1800	326T	ECP64115TR-4	8,354	SD	30.76	687	94.5	460	57	1, 5
60	1800	364T	ECP64314TR-4	10,960	SD	33.48	936	95	460	68	1, 5
75	1800	365T	ECP64316TR-4	12,644	SD	33.48	976	95.4	460	85.9	1, 5

(a) See notes on inside back flap.  
 Cast Iron Frame

General Information

Single Phase Motors

General Purpose Industrial Motors

Severe Duty Motors

Large AC Motors

Washdown Duty Motors

Explosion Proof Motors

Pump Motors

HVAC Motors

Farm Duty Motors

**BALDOR • RELIANCE****NEW!****Severe Duty Motors****Dirty Duty, Three Phase, TEFC****1/2 thru 15 Hp****IP56****Features:**

- Cast iron endplates & conduit box
- 300 series stainless steel shaft extension
- 2 part epoxy paint system passed 2,000+ hours salt fog test per ASTM B 117
- Permanently lubricated, double sealed ball bearings
- IP56 enclosure includes: labyrinth shaft seals, gasketed conduit box and cover
- Inverter ready nameplate
- Meets IEEE 45 on nameplate

**Applications:**

- Chemical, Oil & Gas
- Pulp & Paper, Forest Products
- Coastal Marine

Hp	RPM	NEMA Frame	Enclosure	Catalog Number	List Price	Mult. Sym.	"C" Dim.	Aprx. Wt. (lb)	Full Load Efficiency	Voltage	Full Load Amps	Notes (a)	
<b>Foot Mounted</b>													
1/2	1800	56	TEFC	<b>DM3538</b>	626	SD	11.35	27	74	230/460	1.1	12, 15, 30	
3/4	1800	56	TEFC	<b>DM3542</b>	654	SD	11.35	30	75.5	230/460	1.5	12, 15, 30	
1	1800	56	TEFC	<b>EDM3546</b>	976	SD	12.85	35	85.5	230/460	1.7	1,30	
<b>C-Face, Foot Mounted</b>													
1/2	3600	56C	TEFC	<b>CDM3537</b>	630	SD	11.34	26	68	230/460	1	12, 15, 30	
	1800	56C	TEFC	<b>CDM3538</b>	655	SD	11.34	29	74	230/460	1	12, 15, 30	
		56C	TENV	<b>CNDM3538</b>	655	SD	11.05	34	80	230/460	0.8	12, 30	
		56C	TEFC	<b>CDM3539</b>	850	SD	11.34	30	72	230/460	1.2	12, 15, 30	
3/4	1800	56C	TEFC	<b>CDM3542</b>	681	SD	11.34	33	75.5	230/460	1.5	12, 15, 30	
		56C	TENV	<b>CNDM3542</b>	681	SD	11.05	37	78.5	230/460	1.4	12, 30	
		56C	TEFC	<b>CDM3543</b>	862	SD	12.84	38	77	230/460	1.5	12, 15, 30	
1	3600	56C	TEFC	<b>CEDM3545</b>	907	SD	12.28	39	77	230/460	1.6	12, 30	
		56C	TEFC	<b>CEDM3546</b>	1,004	SD	12.84	38	85.5	230/460	1.7	1, 30	
		56C	TENV	<b>CNEDM3546</b>	1,004	SD	11.05	41	85.5	230/460	1.5	1, 30	
		143TC	TENV	<b>CNEDM3546T</b>	1,014	SD	12.12	42	85.5	230/460	1.5	1, 30	
1 1/2	1200	56C	TEFC	<b>CEDM3556</b>	1,122	SD	12.28	45	82.5	230/460	1.9	1, 30	
		3600	56C	TEFC	<b>CEDM3550</b>	992	SD	13.28	42	84	230/460	2.3	1, 30
			56C	TEFC	<b>CEDM3554</b>	1,086	SD	12.24	42	86.5	230/460	2.3	1, 30
			145TC	TENV	<b>CNEDM3554T</b>	1,096	SD	12.12	48	86.5	230/460	2.3	1, 30
2	1200	56C	TEFC	<b>CEDM3557</b>	1,299	SD	14.16	55	87.5	230/460	2.5	1, 30	
		3600	56C	TEFC	<b>CEDM3555</b>	1,061	SD	13.28	38	85.5	230/460	2.7	1, 30
			56C	TEFC	<b>CEDM3558</b>	1,133	SD	13.28	49	86.5	230/460	3.1	1, 30
3	1800	145TC	TEFC	<b>CEDM3558T</b>	1,143	SD	13.35	52	86.5	230/460	2.9	1, 30	
		3600	145TC	TEFC	<b>CEDM3559T</b>	1,137	SD	14.23	59	86.5	230/460	3.6	1, 30
			182TC	TEFC	<b>CEDM3611T</b>	1,262	SD	16.60	90	89.5	230/460	4.2	1, 30
5	1200	213TC	TEFC	<b>CEDM3704T</b>	1,943	SD	19.76	154	89.5	230/460	4.6	1, 30	
		3600	184TC	TEFC	<b>CEDM3613T</b>	1,350	SD	16.60	97	88.5	230/460	5.6	1, 30
			184TC	TEFC	<b>CEDM3615T</b>	1,291	SD	18.10	108	89.5	230/460	6.7	1, 30
7 1/2	1200	215TC	TEFC	<b>CEDM3708T</b>	2,118	SD	20.51	181	89.5	230/460	7.2	1, 30	
		3600	213TC	TEFC	<b>CEDM3709T</b>	2,059	SD	18.63	138	89.5	230/460	9	1, 30
			213TC	TEFC	<b>CEDM3710T</b>	1,920	SD	19.76	146	91.7	230/460	9.5	1, 30
10	3600	215TC	TEFC	<b>CEDM3711T</b>	2,079	SD	18.63	138	90.2	230/460	11.8	1, 30	
		215TC	TEFC	<b>CEDM3714T</b>	2,091	SD	21.26	185	91.7	230/460	12	1, 30	

(a) See notes on inside back flap.

Red Catalog Number indicates **NEW** Product**NEW!**



**Dirty Duty, Three Phase, TEFC**

Hp	RPM	NEMA Frame	Enclosure	Catalog Number	List Price	Mult. Sym.	"C" Dim.	Aprx. Wt. (lb)	Full Load Efficiency	Voltage	Full Load Amps	Notes (a)
<b>C-Face, Footless</b>												
1/2	3600	56C	TEFC	<b>VDM3537</b>	624	SD	11.35	25	68	230/460	1	12, 15, 30
	1800	56C	TEFC	<b>VDM3538</b>	646	SD	11.35	28	74	230/460	1	12, 15, 30
		56C	TENV	<b>VNDM3538</b>	646	SD	11.05	35	80	230/460	0.8	12, 30
3/4	3600	56C	TEFC	<b>VDM3541</b>	660	SD	11.35	27	74	230/460	1.3	12, 15, 30
	1800	56C	TEFC	<b>VDM3542</b>	672	SD	11.35	31	75.5	230/460	1.5	12, 15, 30
		56C	TENV	<b>VNDM3542</b>	672	SD	11.05	37	78.5	230/460	1.4	12, 30
1	3600	56C	TEFC	<b>VEDM3545</b>	907	SD	11.35	28	77	230/460	1.8	1, 30
	1800	56C	TEFC	<b>VEDM3546</b>	1,004	SD	12.85	37	85.5	230/460	1.7	1, 30
		56C	TENV	<b>VNEDM3546</b>	1,004	SD	11.05	41	85.5	230/460	1.5	1, 30
		143TC	TENV	<b>VNEDM3546T</b>	1,014	SD	11.13	41	85.5	230/460	1.5	1, 30
1 1/2	3600	56C	TEFC	<b>VEDM3550</b>	992	SD	12.24	44	84	230/460	2.1	1, 30
	1800	56C	TEFC	<b>VEDM3554</b>	1,086	SD	12.24	42	86.5	230/460	2.3	1, 30
		56C	TENV	<b>VNEDM3554</b>	1,086	SD	12.05	48	86.5	230/460	2.3	1, 30
		145TC	TENV	<b>VNEDM3554T</b>	1,096	SD	12.13	49	86.5	230/460	2.3	1, 30
2	1800	56C	TEFC	<b>VEDM3558</b>	1,133	SD	13.28	47	86.5	230/460	3	1, 30
		145TC	TEFC	<b>VEDM3558T</b>	1,143	SD	13.35	47	86.5	230/460	3.1	1, 30
3	1800	182TC	TEFC	<b>VEDM3611T</b>	1,262	SD	16.60	86	89.5	230/460	4.5	1, 30
5	1800	184TC	TEFC	<b>VEDM3615T</b>	1,291	SD	16.60	91	89.5	230/460	13.6	1, 8, 30
7 1/2	1800	213TC	TEFC	<b>VEDM3710T</b>	1,920	SD	18.63	131	91.7	230/460	10.1	1, 30
10	1800	215TC	TEFC	<b>VEDM3714T</b>	2,091	SD	19.76	147	91.7	230/460	13.5	1, 8, 30

(a) See notes on inside back flap.

Red Catalog Number indicates **NEW** Product

General Information

Single Phase Motors

General Purpose Industrial Motors

Severe Duty Motors

Large AC Motors

Washdown Duty Motors

Explosion Proof Motors

Pump Motors

HVAC Motors

Farm Duty Motors

Quarry Duty Motors, Three Phase, TEFC, Design C, High Torque

2 thru 75 Hp

IP55



Features:

- High torque NEMA Design C
- Steel band frame – cast iron endplates & conduit box, steel fan cover
- IP55 enclosure includes: gasketed conduit box and cover, shaft seal
- Inverter ready

Applications:

- Cement
- Aggregate
- Above ground mining
- Bulk material handling
- Belt conveyors and screens

Hp	RPM	NEMA Frame	Catalog Number	List Price	Mult. Sym.	“C” Dim.	Aprx. Wt. (lb)	Full Load Efficiency	Voltage	Full Load Amps	Notes (a)
<b>Foot Mounted</b>											
2	1800	145T	<b>EM3558T-9</b>	597	ST	13.29	45	86.5	230/460	2.9	1, 30
3	1800	182T	<b>M3611T-9</b>	700	SD	16.54	66	87.5	230/460	4.5	1, 16
		182T	<b>EM3611T-9</b>	700	ST	18.04	83	89.5	230/460	4.3	1, 30
5	1800	184T	<b>EM3615T-9</b>	760	ST	18.05	95	89.5	230/460	7.1	1, 30, 35
7 1/2	1800	213T	<b>EM3710T-9</b>	1,027	ST	19.02	140	91.7	230/460	10.1	1, 30
10	1800	215T	<b>M3714T-9</b>	1,195	SD	19.02	136	89.5	230/460	13.9	1, 16
		215T	<b>EM3714T-9</b>	1,195	ST	20.52	187	91.7	230/460	14	1, 30, 35
15	1800	254T	<b>M2333T-9</b>	2,110	SD	23.36	260	91	230/460	18.7	1, 16
20	1800	256T	<b>M2334T-9</b>	2,546	SD	23.36	268	91	230/460	25.5	1, 16
25	1800	284T	<b>M4103T-9</b>	3,158	SD	27.76	415	92.4	230/460	29	1, 16
30	1800	286T	<b>M4104T-9</b>	3,730	SD	27.76	423	92.4	230/460	35	1, 16
40	1800	324T	<b>M4110T-9</b>	4,948	SD	30.28	535	93	230/460	47	1, 16
50	1800	326T	<b>M4115T-9</b>	5,122	SD	30.28	633	93	230/460	59	1, 16
60	1800	364T	<b>M4314T-9</b>	9,016	SD	33.44	876	94.1	230/460	70.2	1, 16
75	1800	365T	<b>M4316T-9</b>	9,729	SD	33.44	911	94.5	230/460	87.9	1, 16

(a) See notes on inside back flap.  
 Cast Iron Frame  
 Red Catalog Number indicates **NEW** Product.

General Information

Single Phase Motors

General Purpose Industrial Motors

Severe Duty Motors

Large AC Motors

Washdown Duty Motors

Explosion Proof Motors

Pump Motors


HVAC Motors

Farm Duty Motors

**Crusher Motors, Three Phase, TEFC, 460 Volt, Foot Mounted**

**5 thru 400 Hp**

**IP55**



**Features:**

- High torque NEMA Design A, exceeds NEMA Design C torques
- 1.25 SF up to 100 Hp, 1.15 SF over 100 Hp
- Oversized ball bearings up to 50 Hp, ball and roller bearing designs 60 Hp and up
- Embossed raised letter, 304 stainless steel nameplates
- Inverter ready nameplate
- "TR" catalog numbers are standard roller bearing

**Applications:**

- Cement
- Aggregate
- Above ground mining
- Bulk material handling
- Crushers, belt conveyors and screens

Hp	RPM	NEMA Frame	Catalog Number	List Price	Mult. Sym.	"C" Dim.	Aprx. Wt. (lb)	Full Load Efficiency	Voltage	Full Load Amps	Notes (a)
5	1800	184T	<b>ECR9054T</b>	808	ST	15.93	118	89.5	230/460	7.1	12
	1200	215T	<b>ECR9056T</b>	1,395	ST	19.50	226	89.5	230/460	7.5	12
7.5	1800	213T	<b>ECR9074T</b>	1,139	ST	19.50	231	91.7	230/460	9.3	12
	1200	254T	<b>ECR9076T</b>	2,160	ST	24.78	320	91	230/460	10.3	12
10	1800	215T	<b>ECR9104T</b>	1,396	ST	19.50	240	91.7	230/460	12.3	12
	1200	256T	<b>ECR9106T</b>	2,509	ST	24.78	355	91	230/460	14	12
15	1800	254T	<b>ECR9154T</b>	1,933	ST	24.78	286	92.4	230/460	18.6	12
	1200	284T	<b>ECR9156T</b>	3,443	ST	27.93	500	91.7	230/460	19.4	12
20	1800	256T	<b>ECR9204T</b>	2,303	ST	24.78	366	93	230/460	24	12
	1200	286T	<b>ECR9206T</b>	4,145	ST	27.93	535	91.7	230/460	29	12
25	1800	284T	<b>ECR9254T</b>	2,870	ST	27.93	380	93.6	230/460	31	12
	1200	324T	<b>ECR9256T</b>	4,956	ST	30.66	630	93	230/460	34	12
30	1800	286T	<b>ECR9304T</b>	3,375	ST	27.93	465	93.6	230/460	37	12
	1200	326T	<b>ECR9306T</b>	5,522	ST	30.66	680	93	230/460	42	12
40	1800	324T	<b>ECR9404T</b>	4,371	ST	30.66	645	94.1	230/460	49	12
	1200	364T	<b>ECR9406TR</b>	7,620	ST	33.49	918	94.1	230/460	49	5,12
50	1800	326T	<b>ECR9504T</b>	5,335	ST	30.66	700	94.5	230/460	61	12
	1200	365T	<b>ECR9506TR</b>	8,911	ST	33.49	930	94.1	230/460	62	5,12
	900	404T	<b>ECR9508TR</b>	11,302	ST	38.20	1322	92.4	230/460	79.4	5,12
60	1800	364T	<b>ECR9604T</b>	7,504	ST	33.49	977	95	230/460	70	12
		364T	<b>ECR9604TR</b>	7,504	ST	33.49	977	95	230/460	70	5,12
	1200	404T	<b>ECR9606TR</b>	10,992	ST	38.04	1322	94.5	230/460	71	5,12
		405T	<b>ECR9608TR</b>	12,780	ST	38.20	1420	92.4	230/460	93.2	5,12
75	1800	365T	<b>ECR9754T</b>	9,107	ST	33.49	962	95.4	230/460	88	12
		365T	<b>ECR9754TR</b>	9,107	ST	33.49	962	95.4	230/460	88	5,12
	1200	405T	<b>ECR9756TR-4</b>	12,615	ST	38.04	1422	94.5	460	91	5,12
		444T	<b>ECR9758TR-4</b>	15,648	ST	44.87	1874	93.6	460	98.8	5,12
100	1800	405T	<b>ECR91004T-4</b>	12,229	ST	38.04	1390	95.4	460	115	12
		405T	<b>ECR91004TR-4</b>	12,229	ST	38.04	1390	95.4	460	115	5,12
	1200	444T	<b>ECR91006TR-4</b>	16,353	ST	44.75	2029	95	460	119	5,12
		445T	<b>ECR91008TR-4</b>	17,450	ST	44.75	2129	93.6	460	133	5,12
125	1800	444T	<b>ECR91254T-4</b>	15,444	ST	44.75	1964	95.4	460	149	1
		444T	<b>ECR91254TR-4</b>	15,444	ST	44.75	1964	95.4	460	149	1, 5
	1200	445T	<b>ECR91256TR-4</b>	18,794	ST	44.75	1874	95.4	460	153	1, 5
		447T	<b>ECR91258TR-4</b>	22,580	ST	48.24	2380	94.1	460	171	1, 5
150	1800	445T	<b>ECR91504T-4</b>	18,224	ST	44.75	1996	95.8	460	168	1
		445T	<b>ECR91504TR-4</b>	18,224	ST	44.75	1996	95.8	460	168	1, 5
	1200	447T	<b>ECR91506TR-4</b>	21,592	ST	48.24	2459	95.8	460	177	1, 5
		449T	<b>ECR91508TR-4</b>	25,938	ST	53.47	2648	94.5	460	196	1, 5

(a) See notes on inside back flap.

Cast Iron Frame


Red Catalog Number indicates **NEW** Product.

## Crusher Motors, Three Phase, TEFC, 460 Volt, Foot Mounted

Hp	RPM	NEMA Frame	Catalog Number	List Price	Mult. Sym.	"C" Dim.	Aprx. Wt. (lb)	Full Load Efficiency	Voltage	Full Load Amps	Notes (a)
200	1800	447T	<b>ECR92004T-4</b>	22,072	ST	48.24	2455	96.2	460	225	1
		447T	<b>ECR92004TR-4</b>	22,072	ST	48.24	2455	96.2	460	225	1, 5
	1200	449T	<b>ECR92006TR-4</b>	26,293	ST	53.24	3125	95.8	460	232	1, 5
	900	L449T	<b>ECR92008TR-4</b>	32,634	ST	60.22	3430	94.5	460	277	1, 5
250	1800	449T	<b>ECR92504T-4</b>	22,387	ST	53.24	2694	96.2	460	278	1
		449T	<b>ECR92504TR-4</b>	22,387	ST	53.24	2694	96.2	460	278	1, 5
	1200	449T	<b>ECR92506TR-4</b>	30,113	ST	53.24	3225	95.8	460	283	1, 5
	900	L449T	<b>ECR92508TR-4</b>	41,194	ST	60.22	3390	95	460	359	1, 5
300	1800	449T	<b>ECR93004T-4</b>	31,370	ST	53.24	2888	96.2	460	336	1
		449T	<b>ECR93004TR-4</b>	31,370	ST	53.24	2888	96.2	460	336	1, 5
	1200	L449T	<b>ECR93006TR-4</b>	39,347	ST	60.21	3683	95.8	460	381	1, 5
350	1800	449T	<b>ECR93504T-4</b>	34,740	ST	53.24	3027	96.2	460	390	1
		449T	<b>ECR93504TR-4</b>	34,740	ST	53.24	3027	96.2	460	390	1, 5
	1200	L449T	<b>ECR93506TR-4</b>	43,718	ST	60.21	3683	95.8	460	433	1, 5
400	1800	L449T	<b>ECR94004T-4</b>	40,396	ST	53.24	3875	96.2	460	442	1
		L449T	<b>ECR94004TR-4</b>	40,396	ST	60.21	3875	96.2	460	442	1, 5

(a) See notes on inside back flap.  
 ■ Cast Iron Frame  
 Red Catalog Number indicates **NEW** Product.

### Crusher Duty Conversion Base



Conversion base kit CB5744T  
with ECR93504TR-4

**Applications:** Designed to meet the needs of the Aggregate & Mining Industry where the installed base of motors includes similar rating in both 449T and 586/587 frames. This conversion base kit will allow a customer to mount any Baldor-Reliance NEMA 449T frame into an existing NEMA 586/587 application.

**Features:**

- Left and right hand pieces marked for easy identification
- Compensates for height, position & mounting hole locations

Catalog Number	Converts From	Converts To.	List Price	Mult. Sym.	Aprx. Wt. (lb)	Height (in.)	Width (in.)	Length (in.)
CB5744T	449T	586T/576	2,458	A8	465	3.5	6.5	35.75

For a complete listing of available conversion bases, please see the Motor Accessories section.

Oil Field Pump, Three Phase, TEFC and ODP, Design D, Foot Mounted

3 thru 150 Hp



Features:

- High slip design
- Totally enclosed frames (IP55) – all cast iron construction: frames, conduit box & fan cover
- Open frames – steel band and cast iron designs with rodent screens
- F-2 conduit box location
- 3 normally closed thermostats

Applications:

- Beam pumping units
- Punch presses
- Other high cycle industrial applications

Hp	RPM	NEMA Frame	Catalog Number	List Price	Mult. Sym.	"C" Dim.	Aprx. Wt. (lb)	Full Load Efficiency	Voltage	Full Load Amps	Notes (a)
<b>Totally Enclosed Fan Cooled, 230/460/796 VAC</b>											
3	1200	213T	OF3764T	2,314	SD	19.32	164	80	230/460/796	3.1	1
5	1200	215T	OF3768T	2,565	SD	19.32	196	80	230/460/796	4.4	1
7 1/2	1200	254T	OF2276T	3,127	SD	23.25	257	84	230/460/796	7.5	1
10	1200	256T	OF2332T	3,482	SD	23.25	288	84	230/460/796	9	1
15	1200	284T	OF4100T	5,553	SD	27.56	418	87.5	230/460/796	11.6	1
20	1200	286T	OF4102T	6,709	SD	27.56	469	87.5	230/460/796	15	1
25	1200	324T	OF4111T	8,096	SD	30.27	575	87.5	230/460/796	19	1
<b>Totally Enclosed Fan Cooled, 460/796 VAC</b>											
30	1200	326T	OF4117T	9,817	SD	30.27	619	88.5	460/796	22.5	1
40	1200	364T	OF4308T	10,877	SD	33.44	938	89.5	460/796	28	1
50	1200	404T	OF4312T	14,089	SD	38.20	1275	89.5	460/796	33.9	1
60	1200	405T	OF4403T	17,426	SD	38.20	1348	90.2	460/796	40.5	1
75	1200	444T	OF4404T	18,899	SD	40.98	1850	88.5	460/796	51.5	1
100	1200	445T	OF4409T	24,566	SD	48.24	2074	90.2	460/796	67.6	1
125	1200	447T	OF4411T	31,535	SD	53.24	2881	91	460/796	83.7	1
150	1200	449T	OF44156T	37,249	SD	53.24	3169	91.7	460/796	99.9	1
<b>Open Drip Proof, 230/460/796 VAC</b>											
3	1200	213T	OF3303T	1,414	SD	18.13	92	81.5	230/460/796	3.1	2
5	1200	215T	OF3305T	1,876	SD	18.13	136	82.5	230/460/796	4.7	2
7 1/2	1200	254T	OF3307T	2,339	SD	24.18	211	81.5	230/460/796	7.2	2
		254T	OF3407T	2,565	SD	20.63	231	84	230/460/796	7.2	1
10	1200	256T	OF3310T	2,834	SD	24.18	231	82.5	230/460/796	9.2	2
		256T	OF3410T	2,997	SD	22.38	273	84	230/460/796	9	1
15	1200	284T	OF3315T	3,975	SD	26.31	299	85.5	230/460/796	13	1
		284T	OF3415T	4,200	SD	23.44	340	85.5	230/460/796	13.3	1
20	1200	286T	OF3320T	4,762	SD	26.31	329	84	230/460/796	17.2	1
		286T	OF3420T	4,982	SD	24.94	383	86.5	230/460/796	16.8	1
25	1200	324T	OF3325T	6,119	SD	29.18	458	85.5	230/460/796	20	1
		324T	OF3425T	6,510	SD	26.13	487	85.5	230/460/796	20	1
<b>Open Drip Proof, 460/796 VAC</b>											
30	1200	326T	OF3330T	7,444	SD	29.18	443	85.5	460/796	24	1
		326T	OF3430T	7,873	SD	27.63	524	85.5	460/796	24	1
40	1200	365T	OF3340T	9,483	SD	29.94	572	88.5	460/796	32.5	1
		365T	OF3440T	10,052	SD	29.70	714	87.5	460/796	28.4	1
50	1200	404T	OF3350T	11,088	SD	34.00	908	87.5	460/796	36.7	1
60	1200	404T	OF3360T	12,458	SD	34.00	1024	89.5	460/796	41.3	1
75	1200	404T	OF3375T	14,703	SD	34.00	1119	89.5	460/796	50.8	1
100	1200	445T	OF33100T	15,621	SD	39.56	1620	89.5	460/796	69.9	1
125	1200	449T	OF33125T	19,802	SD	48.06	2370	91	460	145	1

(a) See notes on inside back flap.

■ Cast Iron Frame

Custom TEFC motors available through 2,250 Hp; Open and WPII custom motors through 15,000 Hp. Contact your local Baldor•Reliance Sales Representative.

## Division 2 Capabilities

The following list of Severe Duty motors are marked for Division 2, Class I, Group A,B,C,D for Sine Wave and Inverter Power. They also include Equivalent Zone markings for Class I, Zone 2, Groups IIA, IIB, IIC for Sine Wave and Inverter Power.

Division 2 Temp Codes are provided in the standard format per the NEC Article 500 requirements. Equivalent Zone Temp Codes are provided in the "T=°C" format because NEC Article 505 does not allow all T Codes permitted by NEC 500. Inverter Temp Codes are provided in the "T=°C" format because they apply to both the Equivalent Zone (NEC 505) requirements and NEC 500 requirements. Please reference the following table for Temperature and Temp Code values.

Maximum Surface Temperature	US (NEC 500) CA (CEC Annex J)	US (NEC 505) CA (CEC Section 18)
450° C	T1	T1
300° C	T2	T2
280° C	T2A	-
260° C	T2B	-
230° C	T2C	-
215° C	T2D	-
200° C	T3	T3

Maximum Surface Temperature	US (NEC 500) CA (CEC Annex J)	US (NEC 505) CA (CEC Section 18)
180° C	T3A	-
165° C	T3B	-
160° C	T3C	-
135° C	T4	T4
120° C	T4A	-
100° C	T5	T5
85° C	T6	T6

Catalog Number	Sine Wave, 1.15 S.F.		Inverter Power, 1.0 S.F.			
	Sine Wave Temp Code	Equivalent Zone Temp Code T = °C	Inverter Temp Code T = °C	V.T. Speed Range (Hz)*	C.T. Speed Range (Hz)*	CHP Speed Range (Hz)
CECP2276T	T3C	160°C	180°C	0-60	0-60	60-90
CECP2294T	T3C	160°C	180°C	3-60	6-60	60-90
CECP2332T	T3C	160°C	180°C	0-60	0-60	60-90
CECP2333T	T3C	160°C	180°C	0-60	0-60	60-90
CECP2333T-4	T3C	160°C	180°C	0-60	0-60	60-90
CECP2334T	T3C	160°C	180°C	0-60	0-60	60-90
CECP2334T-4	T3C	160°C	180°C	0-60	0-60	60-90
CECP3581T	T4	135°C	135°C	0-60	0-60	60-90
CECP3582T	T4	135°C	135°C	0-60	0-60	60-90
CECP3584T	T4	135°C	135°C	0-60	0-60	60-90
CECP3587T	T4	135°C	135°C	0-60	0-60	60-90
CECP3660T	T3C	160°C	160°C	3-60	6-60	60-90
CECP3661T	T3C	160°C	160°C	0-60	0-60	60-90
CECP3663T	T3B	165°C	160°C	3-60	6-60	60-90
CECP3664T	T3C	160°C	160°C	0-60	0-60	60-90
CECP3665T	T3B	165°C	160°C	0-60	0-60	60-90
CECP3667T	T3C	160°C	160°C	0-60	0-60	60-90
CECP3764T	T3C	160°C	160°C	0-60	0-60	60-90
CECP3768T	T3C	160°C	160°C	0-60	0-60	60-90
CECP3769T	T3C	160°C	160°C	3-60	6-60	60-90
CECP3770T	T3C	160°C	160°C	0-60	0-60	60-90
CECP3771T	T3C	160°C	160°C	3-60	6-60	60-90
CECP3774T	T3A	180°C	160°C	0-60	0-60	60-90
CECP4100T	T3C	160°C	180°C	0-60	0-60	60-90
CECP4102T	T3C	160°C	180°C	0-60	0-60	60-90
CECP4103T	T3C	160°C	180°C	0-60	0-60	60-90
CECP4103T-4	T3C	160°C	180°C	0-60	0-60	60-90
CECP4104T	T3C	160°C	180°C	0-60	0-60	60-90
CECP4104T-4	T3C	160°C	180°C	0-60	0-60	60-90
CECP4106T	T3	200°C	200°C	3-60	6-60	60-90
CECP4107T	T3	200°C	200°C	3-60	6-60	60-90
CECP4108T	T3	200°C	200°C	3-60	6-60	60-90
CECP4109T	T3	200°C	200°C	3-60	6-60	60-90
CECP4110T	T3	200°C	200°C	0-60	0-60	60-90
CECP4111T	T3	200°C	200°C	0-60	0-60	60-90
CECP4114T	T3	200°C	200°C	3-60	6-60	60-90
CECP4115T	T3	200°C	200°C	0-60	0-60	60-90
CECP4117T	T3	200°C	200°C	0-60	0-60	60-90
CECP4308T	T3A	180°C	180°C	0-60	6-60	60-90
CECP4312T	T3A	180°C	180°C	0-60	6-60	60-90

Catalog Number	Sine Wave, 1.15 S.F.		Inverter Power, 1.0 S.F.			
	Sine Wave Temp Code	Equivalent Zone Temp Code T = °C	Inverter Temp Code T = °C	V.T. Speed Range (Hz)*	C.T. Speed Range (Hz)*	CHP Speed Range (Hz)
CECP82276T-4	T3C	160°C	180°C	0-60	0-60	60-90
CECP82332T-4	T3C	160°C	180°C	0-60	0-60	60-90
CECP82333T-4	T3C	160°C	180°C	0-60	0-60	60-90
CECP82333T-5	T3C	160°C	180°C	0-60	0-60	60-90
CECP82334T-4	T3C	160°C	180°C	0-60	0-60	60-90
CECP82334T-5	T3C	160°C	180°C	0-60	0-60	60-90
CECP82394T-4	T3C	160°C	180°C	3-60	6-60	60-90
CECP83580T-4	T4	135°C	135°C	3-60	6-60	60-90
CECP83581T-4	T4	135°C	135°C	0-60	0-60	60-90
CECP83581T-5	T4	135°C	135°C	0-60	0-60	60-90
CECP83582T-4	T4	135°C	135°C	0-60	0-60	60-90
CECP83583T-4	T4	135°C	135°C	3-60	6-60	60-90
CECP83584T-4	T4	135°C	135°C	0-60	0-60	60-90
CECP83586T-4	T4	135°C	135°C	3-60	6-60	60-90
CECP83587T-4	T4	135°C	135°C	0-60	0-60	60-90
CECP83587T-5	T4	135°C	135°C	0-60	0-60	60-90
CECP83660T-4	T3C	160°C	160°C	3-60	6-60	60-90
CECP83661T-4	T3C	160°C	160°C	0-60	0-60	60-90
CECP83661T-5	T3C	160°C	160°C	0-60	0-60	60-90
CECP83663T-4	T3C	160°C	160°C	3-60	6-60	60-90
CECP83664T-4	T3C	160°C	160°C	0-60	0-60	60-90
CECP83665T-4	T3A	180°C	160°C	0-60	0-60	60-90
CECP83665T-5	T3A	180°C	160°C	0-60	0-60	60-90
CECP83667T-4	T3C	160°C	160°C	0-60	0-60	60-90
CECP83764T-4	T3C	160°C	160°C	0-60	0-60	60-90
CECP83768T-4	T3C	160°C	160°C	0-60	0-60	60-90
CECP83769T-4	T3C	160°C	160°C	3-60	6-60	60-90
CECP83770T-4	T3C	160°C	160°C	0-60	0-60	60-90
CECP83770T-5	T3C	160°C	160°C	0-60	0-60	60-90
CECP83771T-4	T3C	160°C	160°C	3-60	6-60	60-90
CECP83774T-4	T3	200°C	160°C	0-60	0-60	60-90
CECP83774T-5	T3B	165°C	160°C	0-60	0-60	60-90
CECP84100T-4	T3C	160°C	180°C	0-60	0-60	60-90
CECP84102T-4	T3C	160°C	180°C	0-60	0-60	60-90
CECP84103T-4	T3C	160°C	180°C	0-60	0-60	60-90
CECP84103T-5	T3C	160°C	180°C	0-60	0-60	60-90
CECP84104T-4	T3C	160°C	180°C	0-60	0-60	60-90
CECP84104T-5	T3C	160°C	180°C	0-60	0-60	60-90
CECP84106T-4	T3	200°C	200°C	3-60	6-60	60-90
CECP84107T-4	T3	200°C	200°C	3-60	6-60	60-90

\* 0 Hz = motor slip Hz

**Division 2 Capabilities continued**

Catalog Number	Sine Wave, 1.15 S.F.		Inverter Power, 1.0 S.F.			
	Sine Wave Temp Code	Equivalent Zone Temp Code T = °C	Inverter Temp Code T = °C	V.T. Speed Range (Hz)*	C.T. Speed Range (Hz)*	CHP Speed Range (Hz)
CECP84108T-4	T3	200°C	200°C	3-60	6-60	60-90
CECP84109T-4	T3	200°C	200°C	3-60	6-60	60-90
CECP84110T-4	T3	200°C	200°C	0-60	0-60	60-90
CECP84110T-5	T3	200°C	200°C	0-60	0-60	60-90
CECP84111T-4	T3	200°C	200°C	0-60	0-60	60-90
CECP84114T-4	T3	200°C	200°C	3-60	6-60	60-90
CECP84115T-4	T3	200°C	200°C	0-60	0-60	60-90
CECP84115T-5	T3	200°C	200°C	0-60	0-60	60-90
CECP84117T-4	T3	200°C	200°C	0-60	0-60	60-90
CECP84308T-4	T3A	180°C	180°C	0-60	6-60	60-90
CECP84310T-4	T3	200°C	200°C	0-60	6-60	60-75
CECP84312T-4	T3A	180°C	180°C	0-60	6-60	60-90
CECP84313T-4	T2D	215°C	200°C	0-60	15-60	60-75
CECP84314T-4	T3	200°C	200°C	0-60	10-60	60-90
CECP84316T-4	T3	200°C	200°C	0-60	15-60	60-90
CENCP83580T-4	T3C	160°C	160°C	3-60	6-60	60-90
CENCP83581T-4	T4	135°C	135°C	0-60	0-60	60-90
ECP2276T	T3C	160°C	180°C	0-60	0-60	60-90
ECP2276T-4	T3C	160°C	180°C	0-60	0-60	60-90
ECP2276T-5	T3C	160°C	180°C	0-60	0-60	60-90
ECP2280T-4	T3C	160°C	180°C	0-60	0-60	60-90
ECP2294T	T3C	160°C	180°C	3-60	6-60	60-90
ECP2332T	T3C	160°C	180°C	0-60	0-60	60-90
ECP2332T-4	T3C	160°C	180°C	0-60	0-60	60-90
ECP2332T-5	T3C	160°C	180°C	0-60	0-60	60-90
ECP2333T	T3C	160°C	180°C	0-60	0-60	60-90
ECP2333T-4	T3C	160°C	180°C	0-60	0-60	60-90
ECP2333T-5	T3C	160°C	180°C	0-60	0-60	60-90
ECP2334T	T3C	160°C	180°C	0-60	0-60	60-90
ECP2334T-4	T3C	160°C	180°C	0-60	0-60	60-90
ECP2334T-5	T3C	160°C	180°C	0-60	0-60	60-90
ECP2394T-4	T3C	160°C	180°C	3-60	6-60	60-90
ECP2394T-5	T3C	160°C	180°C	3-60	6-60	60-90
ECP2395T-4	T3	200°C	200°C	0-60	0-60	60-90
ECP2401T-4	T3C	160°C	200°C	0-60	0-60	60-90
ECP2402T-4	T3A	180°C	180°C	0-60	0-60	60-90
ECP3580T	T4	135°C	135°C	3-60	6-60	60-90
ECP3580T-4	T4	135°C	135°C	3-60	6-60	60-90
ECP3580T-5	T4	135°C	135°C	3-60	6-60	60-90
ECP3581T	T4	135°C	135°C	0-60	0-60	60-90
ECP3581T-4	T4	135°C	135°C	0-60	0-60	60-90
ECP3581T-5	T4	135°C	135°C	0-60	0-60	60-90
ECP3582T	T4	135°C	135°C	0-60	0-60	60-90
ECP3582T-4	T4	135°C	135°C	0-60	0-60	60-90
ECP3583T	T4	135°C	135°C	3-60	6-60	60-90
ECP3583T-4	T4	135°C	135°C	3-60	6-60	60-90
ECP3584T	T4	135°C	135°C	0-60	0-60	60-90
ECP3584T-4	T4	135°C	135°C	0-60	0-60	60-90
ECP3584T-5	T4	135°C	135°C	0-60	0-60	60-90
ECP3586T	T4	135°C	135°C	3-60	6-60	60-90
ECP3586T-4	T4	135°C	135°C	3-60	6-60	60-90
ECP3587T	T4	135°C	135°C	0-60	0-60	60-90
ECP3587T-4	T4	135°C	135°C	0-60	0-60	60-90
ECP3587T-5	T4	135°C	135°C	0-60	0-60	60-90
ECP3660T	T3C	160°C	160°C	3-60	6-60	60-90
ECP3660T-4	T3C	160°C	160°C	3-60	6-60	60-90
ECP3660T-5	T3C	160°C	160°C	3-60	6-60	60-90
ECP3661T	T3C	160°C	160°C	0-60	0-60	60-90
ECP3661T-4	T3C	160°C	160°C	0-60	0-60	60-90

Catalog Number	Sine Wave, 1.15 S.F.		Inverter Power, 1.0 S.F.			
	Sine Wave Temp Code	Equivalent Zone Temp Code T = °C	Inverter Temp Code T = °C	V.T. Speed Range (Hz)*	C.T. Speed Range (Hz)*	CHP Speed Range (Hz)
ECP3661T-5	T3C	160°C	160°C	0-60	0-60	60-90
ECP3663T	T3B	165°C	160°C	3-60	6-60	60-90
ECP3663T-4	T3C	160°C	160°C	0-60	0-60	60-90
ECP3663T-5	T3C	160°C	160°C	0-60	0-60	60-90
ECP3664T	T3C	160°C	160°C	0-60	0-60	60-90
ECP3664T-4	T3C	160°C	160°C	0-60	0-60	60-90
ECP3665T	T3B	165°C	160°C	0-60	0-60	60-90
ECP3665T-4	T3A	180°C	160°C	0-60	0-60	60-90
ECP3665T-5	T3A	180°C	160°C	0-60	0-60	60-90
ECP3667T	T3C	160°C	160°C	0-60	0-60	60-90
ECP3667T-4	T3C	160°C	160°C	0-60	0-60	60-90
ECP3668T-4	T3A	180°C	200°C	3-60	6-60	60-90
ECP3687T-4	T3B	165°C	160°C	3-60	6-60	60-90
ECP3764T	T3C	160°C	160°C	0-60	0-60	60-90
ECP3764T-4	T3C	160°C	160°C	0-60	0-60	60-90
ECP3764T-5	T3C	160°C	160°C	0-60	0-60	60-90
ECP3768T	T3C	160°C	160°C	0-60	0-60	60-90
ECP3768T-4	T3C	160°C	160°C	0-60	0-60	60-90
ECP3768T-5	T3C	160°C	160°C	0-60	0-60	60-90
ECP3769T	T3C	160°C	160°C	3-60	6-60	60-90
ECP3769T-4	T3C	160°C	160°C	3-60	6-60	60-90
ECP3769T-5	T3C	160°C	160°C	3-60	6-60	60-90
ECP3770T	T3C	160°C	160°C	0-60	0-60	60-90
ECP3770T-4	T3C	160°C	160°C	0-60	0-60	60-90
ECP3770T-5	T3C	160°C	160°C	0-60	0-60	60-90
ECP3771T	T3C	160°C	160°C	3-60	6-60	60-90
ECP3771T-4	T3A	180°C	180°C	3-60	6-60	60-90
ECP3771T-5	T3A	180°C	180°C	3-60	6-60	60-90
ECP3772T-4	T3C	160°C	160°C	3-60	6-60	60-90
ECP3774T	T3A	180°C	160°C	0-60	0-60	60-90
ECP3774T-4	T3A	180°C	160°C	0-60	0-60	60-90
ECP3774T-5	T3A	180°C	160°C	0-60	0-60	60-90
ECP3775T-4	T3C	160°C	160°C	3-60	6-60	60-90
ECP4100T	T3C	160°C	180°C	0-60	0-60	60-90
ECP4100T-4	T3C	160°C	180°C	0-60	0-60	60-90
ECP4100T-5	T3C	160°C	180°C	0-60	0-60	60-90
ECP4102T	T3C	160°C	180°C	0-60	0-60	60-90
ECP4102T-4	T3C	160°C	180°C	0-60	0-60	60-90
ECP4102T-5	T3C	160°C	180°C	0-60	0-60	60-90
ECP4103T	T3C	160°C	180°C	0-60	0-60	60-90
ECP4103T-4	T3C	160°C	180°C	0-60	0-60	60-90
ECP4103T-5	T3C	160°C	180°C	0-60	0-60	60-90
ECP4104T	T3C	160°C	180°C	0-60	0-60	60-90
ECP4104T-4	T3C	160°C	180°C	0-60	0-60	60-90
ECP4104T-5	T3C	160°C	180°C	0-60	0-60	60-90
ECP4106T	T3	200°C	200°C	3-60	6-60	60-90
ECP4106T-4	T3	200°C	200°C	3-60	6-60	60-90
ECP4106T-5	T3	200°C	200°C	3-60	6-60	60-90
ECP4107T	T3	200°C	200°C	3-60	6-60	60-90
ECP4107T-4	T3	200°C	200°C	3-60	6-60	60-90
ECP4108T	T3	200°C	200°C	3-60	6-60	60-90
ECP4108T-4	T3	200°C	200°C	3-60	6-60	60-90
ECP4109T	T3	200°C	200°C	3-60	6-60	60-90
ECP4109T-4	T3	200°C	200°C	3-60	6-60	60-90
ECP4110T	T3	200°C	200°C	0-60	0-60	60-90
ECP4110T-4	T3	200°C	200°C	0-60	0-60	60-90
ECP4110T-5	T3	200°C	200°C	0-60	0-60	60-90
ECP4111T	T3	200°C	200°C	0-60	0-60	60-90
ECP4111T-4	T3	200°C	200°C	0-60	0-60	60-90

\* 0 Hz = motor slip Hz

Division 2 Capabilities continued

Catalog Number	Sine Wave, 1.15 S.F.		Inverter Power, 1.0 S.F.			
	Sine Wave Temp Code	Equivalent Zone Temp Code T = °C	Inverter Temp Code T = °C	V.T. Speed Range (Hz)*	C.T. Speed Range (Hz)*	CHP Speed Range (Hz)
ECP4111T-5	T3	200°C	200°C	0-60	0-60	60-90
ECP4112T-4	T3	200°C	200°C	0-60	0-60	60-90
ECP4113T-4	T3	200°C	200°C	0-60	6-60	60-90
ECP4114T	T3	200°C	200°C	3-60	6-60	60-90
ECP4114T-4	T3	200°C	200°C	3-60	6-60	60-90
ECP4115T	T3	200°C	200°C	0-60	0-60	60-90
ECP4115T-4	T3	200°C	200°C	0-60	0-60	60-90
ECP4115T-5	T3	200°C	200°C	0-60	0-60	60-90
ECP4117T	T3	200°C	200°C	0-60	0-60	60-90
ECP4117T-4	T3	200°C	200°C	0-60	0-60	60-90
ECP4124T-4	T3	200°C	200°C	3-60	6-60	60-90
ECP4308T	T3A	180°C	180°C	0-60	6-60	60-90
ECP4308T-4	T3A	180°C	180°C	0-60	6-60	60-90
ECP4310T	T3	200°C	200°C	0-60	6-60	60-75
ECP4310T-4	T3	200°C	200°C	0-60	6-60	60-75
ECP4312T	T3A	180°C	180°C	0-60	6-60	60-90
ECP4312T-4	T3A	180°C	180°C	0-60	6-60	60-90
ECP4313T	T3	200°C	200°C	0-60	10-60	60-75
ECP4313T-4	T3	200°C	200°C	0-60	10-60	60-75
ECP4314T	T3	200°C	200°C	0-60	10-60	60-90
ECP4314T-4	T3	200°C	200°C	0-60	10-60	60-90
ECP4314T-5	T3	200°C	200°C	0-60	10-60	60-90
ECP4315T-4	T3C	160°C	180°C	0-60	6-60	60-90
ECP4316T	T3	200°C	200°C	0-60	30-60	60-90
ECP4316T-4	T3	200°C	200°C	0-60	30-60	60-90
ECP4316T-5	T3	200°C	200°C	0-60	30-60	60-90
ECP4316TR-4	T3	200°C	200°C	0-60	30-60	60-90
ECP4400T-4	T2D	215°C	215°C	0-60	10-60	60-90
ECP4400T-5	T2D	215°C	215°C	0-60	10-60	60-90
ECP4400TR-4	T2D	215°C	215°C	0-60	10-60	60-90
ECP4400TS-4	T2D	215°C	215°C	0-60	10-60	60-90
ECP4402T	T3	200°C	200°C	0-60	6-60	60-75
ECP4402T-4	T3	200°C	200°C	0-60	6-60	60-75
ECP4403T	T3A	180°C	180°C	0-60	6-60	60-90
ECP4403T-4	T3A	180°C	180°C	0-60	6-60	60-90
ECP4403TR-4	T3	200°C	200°C	0-60	10-60	60-90
ECP4404T	T3	200°C	200°C	0-60	10-60	60-90
ECP4404T-4	T3	200°C	200°C	0-60	10-60	60-90
ECP4404TR-4	T3	200°C	200°C	0-60	10-60	60-90
ECP4406T-4	T3	200°C	200°C	0-60	15-60	60-90
ECP4406T-5	T3	200°C	200°C	0-60	15-60	60-90
ECP4406TR-4	T3	200°C	200°C	0-60	15-60	60-90
ECP4407T-4	T3	200°C	200°C	0-60	30-60	60-90
ECP4407T-5	T3	200°C	200°C	0-60	30-60	60-90
ECP4407TR-4	T3	200°C	200°C	0-60	30-60	60-90
ECP4407TS-4	T3	200°C	200°C	0-60	30-60	60-90
ECP4408T-4	T3	200°C	200°C	0-60	30-60	60-90
ECP4408TR-4	T3	200°C	200°C	0-60	30-60	60-90
ECP4409T-4	T3	200°C	200°C	0-60	15-60	60-90
ECP4409TR-4	T3	200°C	200°C	0-60	15-60	60-90
ECP4410T-4	T3	200°C	200°C	0-60	10-60	60-90
ECP4410T-5	T3	200°C	200°C	0-60	10-60	60-90
ECP4410TR-4	T3	200°C	200°C	0-60	10-60	60-90
ECP4411T-4	T3	200°C	200°C	0-60	15-60	60-90
ECP4411TR-4	T3	200°C	200°C	0-60	15-60	60-90
ECP4412T	T3	200°C	200°C	0-60	15-60	60-75
ECP4412T-4	T3	200°C	200°C	0-60	15-60	60-75
ECP4413T-4	T3	200°C	200°C	0-60	10-60	60-75
ECP44156T-4	T3	200°C	200°C	0-60	15-60	60-90

Catalog Number	Sine Wave, 1.15 S.F.		Inverter Power, 1.0 S.F.			
	Sine Wave Temp Code	Equivalent Zone Temp Code T = °C	Inverter Temp Code T = °C	V.T. Speed Range (Hz)*	C.T. Speed Range (Hz)*	CHP Speed Range (Hz)
ECP44156TR-4	T3	200°C	200°C	0-60	15-60	60-90
ECP4416T-4	T3	200°C	200°C	0-60	30-60	60-75
ECP4417T-4	T3C	160°C	200°C	3-60	6-60	60-90
ECP4418T-4	T3A	180°C	180°C	0-60	6-60	60-90
ECP4419T-4	T3	200°C	200°C	0-60	10-60	60-90
ECP44206T-4	T3	200°C	200°C	0-60	30-60	60-90
ECP44206TR-4	T3	200°C	200°C	0-60	30-60	60-90
ECP4420T-4	T3	200°C	200°C	0-60	15-60	60-90
ECP4421T-4	T3	200°C	200°C	0-60	30-60	60-90
ECP4422T-4	T3	200°C	200°C	0-60	15-60	60-90
ECP4423T-4	T2C	230°C	230°C	0-60	30-60	60-90
ECP44252T-4	T2C	230°C	230°C	0-60	30-60	60-75
ECP44256T-4	T2C	230°C	230°C	0-60	30-60	60-90
ECP44256TR-4	T2C	230°C	230°C	0-60	30-60	60-90
ECP44302T-4	T2C	230°C	230°C	0-60	30-60	60-75
ECP44304T-4	T2C	230°C	230°C	0-60	30-60	60-90
ECP44304TR-4	T2C	230°C	230°C	0-60	30-60	60-90
ECP44352T-4	T2C	230°C	230°C	0-60	30-60	60-75
ECP44402T-4	T2C	230°C	230°C	0-60	30-60	60-75
ECP49306T-4	T2C	230°C	230°C	0-60	30-60	60-90
ECP49354T-4	T2C	230°C	230°C	0-60	30-60	60-90
ECP49404T-4	T2C	230°C	230°C	0-60	30-60	60-90
CP50356LR-4	T3C	160°C	160°C	6-60	30-60	60-90
ECP50356LR-4	T3C	160°C	160°C	6-60	30-60	60-90
ECP50358LR-4	T3C	160°C	160°C	6-60	30-60	60-90
CP50406LR-4	T3C	160°C	160°C	6-60	30-60	60-90
ECP50406LR-4	T3C	160°C	160°C	6-60	30-60	60-90
ECP50408LR-4	T3C	160°C	160°C	6-60	30-60	60-90
CP50452S-4	T2A	280°C	280°C	6-60	30-60	60-70
ECP50452S-4	T2A	280°C	280°C	6-60	30-60	60-70
CP50454L-4	T2D	215°C	215°C	6-60	30-60	60-66
ECP50454L-4	T2D	215°C	215°C	6-60	30-60	60-66
CP50456LR-4	T3A	180°C	180°C	6-60	30-60	60-90
ECP50456LR-4	T3A	180°C	180°C	6-60	30-60	60-90
ECP50458LR-4	T3B	165°C	165°C	6-60	30-60	60-90
ECP50502S-4	T2	300°C	300°C	6-60	30-60	60-70
CP50504L-4	T2C	230°C	230°C	6-60	30-60	60-66
ECP50504L-4	T2C	230°C	230°C	6-60	30-60	60-66
CP50506LR-4	T3A	180°C	180°C	6-60	30-60	60-90
ECP50506LR-4	T3A	180°C	180°C	6-60	30-60	60-90
ECP50508LR-4	T3	200°C	200°C	6-60	30-60	60-90
CP58602S-4	T2	300°C	300°C	6-60	30-60	(2)
CP50604L-4	T2C	230°C	230°C	6-60	30-60	60-66
CP50606LR-4	T2C	230°C	230°C	6-60	30-60	60-75
CP58608LR-4	T3A	180°C	180°C	6-60	30-60	60-90
CP58702S-4	T2B	260°C	260°C	6-60	30-60	(2)
CP50704L-4	T2C	230°C	230°C	6-60	30-60	60-66
CP58706LR-4	T3A	180°C	180°C	6-60	30-60	60-90
CP58708LR-4	T3A	180°C	180°C	6-60	30-60	60-90
CP58802S-4	T2B	260°C	260°C	6-60	30-60	(2)
CP50804L-4	(1)	(1)	(1)	(1)	(1)	(1)
CP58806LR-4	T3A	180°C	180°C	6-60	30-60	60-75
CP50808LR-4	T3A	180°C	180°C	6-60	30-60	60-75
ECP62333TR-4	T3C	160°C	180°C	0-60	0-60	60-90
ECP62334TR-4	T3C	160°C	180°C	0-60	0-60	60-90
ECP63665T-4	T3A	180°C	160°C	0-60	0-60	60-90
ECP63770TR-4	T3C	160°C	160°C	0-60	0-60	60-90
ECP63774TR-4	T3	200°C	160°C	0-60	0-60	60-90
ECP64103TR-4	T3C	160°C	180°C	0-60	0-60	60-90

NOTE: (1) Please contact Baldor for specific data for this rating (2) Overspeed capability not available \* 0 Hz = motor slip Hz

For more information visit baldor.com



**Division 2 Capabilities continued**

Catalog Number	Sine Wave, 1.15 S.F.		Inverter Power, 1.0 S.F.			
	Sine Wave Temp Code	Equivalent Zone Temp Code T = °C	Inverter Temp Code T = °C	V.T. Speed Range (Hz)*	C.T. Speed Range (Hz)*	CHP Speed Range (Hz)
ECP64104TR-4	T3C	160°C	180°C	0-60	0-60	60-90
ECP64110TR-4	T3	200°C	200°C	0-60	0-60	60-90
ECP64115TR-4	T3	200°C	200°C	0-60	0-60	60-90
ECP64314TR-4	T3	200°C	200°C	0-60	10-60	60-90
ECP64316TR-4	T3	200°C	200°C	0-60	15-60	60-90
ECP82276T-4	T3C	160°C	180°C	0-60	0-60	60-90
ECP82276T-5	T3C	160°C	180°C	0-60	0-60	60-90
ECP82332T-4	T3C	160°C	180°C	0-60	0-60	60-90
ECP82332T-5	T3C	160°C	180°C	0-60	0-60	60-90
ECP82333T-4	T3C	160°C	180°C	0-60	0-60	60-90
ECP82333T-5	T3C	160°C	180°C	0-60	0-60	60-90
ECP82334T-4	T3C	160°C	180°C	0-60	0-60	60-90
ECP82334T-5	T3C	160°C	180°C	0-60	0-60	60-90
ECP82394T-4	T3C	160°C	180°C	3-60	6-60	60-90
ECP82394T-5	T3C	160°C	180°C	3-60	6-60	60-90
ECP83580T-4	T4	135°C	135°C	3-60	6-60	60-90
ECP83580T-5	T4	135°C	135°C	3-60	6-60	60-90
ECP83581T-4	T4	135°C	135°C	0-60	0-60	60-90
ECP83581T-5	T4	135°C	135°C	0-60	0-60	60-90
ECP83582T-4	T4	135°C	135°C	0-60	0-60	60-90
ECP83582T-5	T4	135°C	135°C	0-60	0-60	60-90
ECP83583T-4	T4	135°C	135°C	3-60	6-60	60-90
ECP83583T-5	T4	135°C	135°C	3-60	6-60	60-90
ECP83584T-4	T4	135°C	135°C	0-60	0-60	60-90
ECP83584T-5	T4	135°C	135°C	0-60	0-60	60-90
ECP83586T-4	T4	135°C	135°C	3-60	6-60	60-90
ECP83586T-5	T4	135°C	135°C	3-60	6-60	60-90
ECP83587T-4	T4	135°C	135°C	0-60	0-60	60-90
ECP83587T-5	T4	135°C	135°C	0-60	0-60	60-90
ECP83660T-4	T3C	160°C	160°C	3-60	6-60	60-90
ECP83660T-5	T3C	160°C	160°C	3-60	6-60	60-90
ECP83661T-4	T3C	160°C	160°C	0-60	0-60	60-90
ECP83661T-5	T3C	160°C	160°C	0-60	0-60	60-90
ECP83663T-4	T3C	160°C	160°C	3-60	6-60	60-90
ECP83663T-5	T3C	160°C	160°C	3-60	6-60	60-90
ECP83664T-4	T3C	160°C	160°C	0-60	0-60	60-90
ECP83664T-5	T3C	160°C	160°C	0-60	0-60	60-90
ECP83665T-4	T3A	180°C	160°C	0-60	0-60	60-90
ECP83665T-5	T3A	180°C	160°C	0-60	0-60	60-90
ECP83667T-4	T3C	160°C	160°C	0-60	0-60	60-90
ECP83667T-5	T3C	160°C	160°C	0-60	0-60	60-90
ECP83764T-4	T3C	160°C	160°C	0-60	0-60	60-90
ECP83764T-5	T3C	160°C	160°C	0-60	0-60	60-90
ECP83768T-4	T3C	160°C	160°C	0-60	0-60	60-90
ECP83768T-5	T3C	160°C	160°C	0-60	0-60	60-90
ECP83769T-4	T3C	160°C	160°C	3-60	6-60	60-90
ECP83769T-5	T3C	160°C	160°C	3-60	6-60	60-90
ECP83770T-4	T3C	160°C	160°C	0-60	0-60	60-90
ECP83770T-5	T3C	160°C	160°C	0-60	0-60	60-90
ECP83771T-4	T3C	160°C	160°C	3-60	6-60	60-90
ECP83771T-5	T3C	160°C	180°C	3-60	6-60	60-90
ECP83774T-4	T3	200°C	160°C	0-60	0-60	60-90
ECP83774T-5	T3B	165°C	160°C	0-60	0-60	60-90
ECP84100T-4	T3C	160°C	180°C	0-60	0-60	60-90
ECP84100T-5	T3C	160°C	180°C	0-60	0-60	60-90
ECP84102T-4	T3C	160°C	180°C	0-60	0-60	60-90
ECP84102T-5	T3C	160°C	180°C	0-60	0-60	60-90
ECP84103T-4	T3C	160°C	180°C	0-60	0-60	60-90
ECP84103T-5	T3C	160°C	180°C	0-60	0-60	60-90

Catalog Number	Sine Wave, 1.15 S.F.		Inverter Power, 1.0 S.F.			
	Sine Wave Temp Code	Equivalent Zone Temp Code T = °C	Inverter Temp Code T = °C	V.T. Speed Range (Hz)*	C.T. Speed Range (Hz)*	CHP Speed Range (Hz)
ECP84104T-4	T3C	160°C	180°C	0-60	0-60	60-90
ECP84104T-5	T3C	160°C	180°C	0-60	0-60	60-90
ECP84106T-4	T3	200°C	200°C	3-60	6-60	60-90
ECP84106T-5	T3	200°C	200°C	3-60	6-60	60-90
ECP84107T-4	T3	200°C	200°C	3-60	6-60	60-90
ECP84107T-5	T3	200°C	200°C	3-60	6-60	60-90
ECP84108T-4	T3	200°C	200°C	3-60	6-60	60-90
ECP84108T-5	T3	200°C	200°C	3-60	6-60	60-90
ECP84109T-4	T3	200°C	200°C	3-60	6-60	60-90
ECP84109T-5	T3	200°C	200°C	3-60	6-60	60-90
ECP84110T-4	T3	200°C	200°C	0-60	0-60	60-90
ECP84110T-5	T3	200°C	200°C	0-60	0-60	60-90
ECP84111T-4	T3	200°C	200°C	0-60	0-60	60-90
ECP84111T-5	T3	200°C	200°C	0-60	0-60	60-90
ECP84114T-4	T3	200°C	200°C	3-60	6-60	60-90
ECP84114T-5	T3	200°C	200°C	3-60	6-60	60-90
ECP84115T-4	T3	200°C	200°C	0-60	0-60	60-90
ECP84115T-5	T3	200°C	200°C	0-60	0-60	60-90
ECP84117T-4	T3	200°C	200°C	0-60	0-60	60-90
ECP84117T-5	T3	200°C	200°C	0-60	0-60	60-90
ECP84308T-4	T3A	180°C	180°C	0-60	6-60	60-90
ECP84308T-5	T3A	180°C	180°C	0-60	6-60	60-90
ECP84310T-4	T3	200°C	200°C	0-60	6-60	60-75
ECP84310T-5	T3	200°C	200°C	0-60	6-60	60-75
ECP84312T-4	T3A	180°C	180°C	0-60	6-60	60-90
ECP84312T-5	T3A	180°C	180°C	0-60	6-60	60-90
ECP84313T-4	T2D	215°C	200°C	0-60	15-60	60-75
ECP84313T-5	T2D	215°C	200°C	0-60	15-60	60-75
ECP84314T-4	T3	200°C	200°C	0-60	10-60	60-90
ECP84314T-5	T3	200°C	200°C	0-60	10-60	60-90
ECP84316T-4	T3	200°C	200°C	0-60	15-60	60-90
ECP84316T-5	T3	200°C	200°C	0-60	15-60	60-90
ECP84400T-4	T2D	215°C	215°C	0-60	10-60	60-90
ECP84400T-5	T2D	215°C	215°C	0-60	10-60	60-90
ECP84402T-4	T2D	215°C	200°C	0-60	10-60	60-75
ECP84402T-5	T2D	215°C	200°C	0-60	10-60	60-75
ECP84403T-4	T3	200°C	200°C	0-60	10-60	60-90
ECP84403T-5	T3	200°C	200°C	0-60	10-60	60-90
ECP84404T-4	T3	200°C	200°C	0-60	10-60	60-90
ECP84404T-5	T3	200°C	200°C	0-60	10-60	60-90
ECP84406T-4	T3	200°C	200°C	0-60	15-60	60-90
ECP84406T-5	T3	200°C	200°C	0-60	15-60	60-90
ECP84407T-4	T3	200°C	200°C	0-60	30-60	60-90
ECP84407T-5	T3	200°C	200°C	0-60	30-60	60-90
ECP84407TR-4	T3	200°C	200°C	0-60	30-60	60-90
ECP84407TR-5	T3	200°C	200°C	0-60	30-60	60-90
ECP84408T-4	T3	200°C	200°C	0-60	30-60	60-90
ECP84408T-5	T3	200°C	200°C	0-60	30-60	60-90
ECP84408TR-4	T3	200°C	200°C	0-60	30-60	60-90
ECP84408TR-5	T3	200°C	200°C	0-60	30-60	60-90
ECP84409T-4	T3	200°C	200°C	0-60	15-60	60-90
ECP84409T-5	T3B	165°C	200°C	0-60	6-60	60-90
ECP84410T-4	T3	200°C	200°C	0-60	10-60	60-90
ECP84410T-5	T3	200°C	200°C	0-60	10-60	60-90
ECP84411T-4	T3	200°C	200°C	0-60	15-60	60-90
ECP84411T-5	T3	200°C	200°C	0-60	15-60	60-90
ECP84412T-4	T3	200°C	200°C	0-60	15-60	60-75
ECP84412T-5	T3	200°C	200°C	0-60	30-60	60-75
ECP84413T-4	T3	200°C	200°C	0-60	10-60	60-75

\* 0 Hz = motor slip Hz

Division 2 Capabilities continued

Catalog Number	Sine Wave, 1.15 S.F.		Inverter Power, 1.0 S.F.			
	Sine Wave Temp Code	Equivalent Zone Temp Code T = °C	Inverter Temp Code T = °C	V.T. Speed Range (Hz)*	C.T. Speed Range (Hz)*	CHP Speed Range (Hz)
ECP84413T-5	T3	200°C	200°C	0-60	10-60	60-75
ECP844156T-4	T3	200°C	200°C	0-60	15-60	60-90
ECP844156TR-4	T3	200°C	200°C	0-60	15-60	60-90
ECP844156TR-5	T3	200°C	200°C	0-60	15-60	60-90
ECP84416T-4	T3	200°C	200°C	0-60	30-60	60-75
ECP84416T-5	T2C	230°C	230°C	0-60	30-60	60-75
ECP844206T-4	T3	200°C	200°C	0-60	30-60	60-90
ECP844206TR-4	T3	200°C	200°C	0-60	30-60	60-90
ECP844206TR-5	T3	200°C	200°C	0-60	30-60	60-90
ECP844252T-4	T2D	215°C	215°C	0-60	30-60	60-75
ECP844252T-5	T2C	230°C	230°C	0-60	30-60	60-75
ECP844256T-4	T2D	215°C	215°C	0-60	30-60	60-90
ENCP3580T-4	T3C	160°C	160°C	3-60	6-60	60-90
ENCP3581T-4	T4	135°C	135°C	0-60	0-60	60-90
ENCP3580T-4	T3C	160°C	160°C	3-60	6-60	60-90
ENCP3581T-4	T4	135°C	135°C	0-60	0-60	60-90
VECP2276T	T3C	160°C	180°C	0-60	0-60	60-90
VECP2332T	T3C	160°C	180°C	0-60	0-60	60-90
VECP2333T	T3C	160°C	180°C	0-60	0-60	60-90
VECP2333T-4	T3C	160°C	180°C	0-60	0-60	60-90
VECP2334T	T3C	160°C	180°C	0-60	0-60	60-90
VECP2334T-4	T3C	160°C	180°C	0-60	0-60	60-90
VECP3580-4	T4	135°C	135°C	3-60	6-60	60-90
VECP3581	T4	135°C	135°C	0-60	0-60	60-90
VECP3581-4	T4	135°C	135°C	0-60	0-60	60-90
VECP3581T	T4	135°C	135°C	0-60	0-60	60-90
VECP3581T-4	T4	135°C	135°C	0-60	0-60	60-90
VECP3582T	T4	135°C	135°C	0-60	0-60	60-90
VECP3583T-4	T4	135°C	135°C	3-60	6-60	60-90
VECP3584T	T4	135°C	135°C	0-60	0-60	60-90
VECP3584T-4	T4	135°C	135°C	0-60	0-60	60-90
VECP3586T-4	T4	135°C	135°C	3-60	6-60	60-90
VECP3587T	T4	135°C	135°C	0-60	0-60	60-90
VECP3587T-4	T4	135°C	135°C	0-60	0-60	60-90
VECP3660T-4	T3C	160°C	160°C	3-60	6-60	60-90
VECP3661T	T3C	160°C	160°C	0-60	0-60	60-90
VECP3661T-4	T3C	160°C	160°C	0-60	0-60	60-90
VECP3663T-4	T3C	160°C	160°C	0-60	0-60	60-90
VECP3664T	T3C	160°C	160°C	0-60	0-60	60-90
VECP3665T	T3B	165°C	160°C	0-60	0-60	60-90
VECP3665T-4	T3A	180°C	160°C	0-60	0-60	60-90
VECP3667T	T3C	160°C	160°C	0-60	0-60	60-90
VECP3764T	T3C	160°C	160°C	0-60	0-60	60-90
VECP3768T	T3C	160°C	160°C	0-60	0-60	60-90
VECP3769T-4	T3C	160°C	160°C	3-60	6-60	60-90
VECP3770T	T3C	160°C	160°C	0-60	0-60	60-90
VECP3770T-4	T3C	160°C	160°C	0-60	0-60	60-90
VECP3771T-4	T3A	180°C	180°C	3-60	6-60	60-90
VECP3774T	T3A	180°C	160°C	0-60	0-60	60-90
VECP3774T-4	T3A	180°C	160°C	0-60	0-60	60-90
VECP4100T	T3C	160°C	180°C	0-60	0-60	60-90
VECP4102T	T3C	160°C	180°C	0-60	0-60	60-90
VECP4103T	T3C	160°C	180°C	0-60	0-60	60-90
VECP4111T	T3	200°C	200°C	0-60	0-60	60-90

Catalog Number	Sine Wave, 1.15 S.F.		Inverter Power, 1.0 S.F.			
	Sine Wave Temp Code	Equivalent Zone Temp Code T = °C	Inverter Temp Code T = °C	V.T. Speed Range (Hz)*	C.T. Speed Range (Hz)*	CHP Speed Range (Hz)
VECP82333T-4	T3C	160°C	180°C	0-60	0-60	60-90
VECP82334T-4	T3C	160°C	180°C	0-60	0-60	60-90
VECP82394T-4	T3C	160°C	180°C	3-60	6-60	60-90
VECP83583T-4	T4	135°C	135°C	3-60	6-60	60-90
VECP83584T-4	T4	135°C	135°C	0-60	0-60	60-90
VECP83586T-4	T4	135°C	135°C	3-60	6-60	60-90
VECP83587T-4	T4	135°C	135°C	0-60	0-60	60-90
VECP83660T-4	T3C	160°C	160°C	3-60	6-60	60-90
VECP83661T-4	T3C	160°C	160°C	0-60	0-60	60-90
VECP83663T-4	T3C	160°C	160°C	3-60	6-60	60-90
VECP83665T-4	T3A	180°C	160°C	0-60	0-60	60-90
VECP83769T-4	T3C	160°C	160°C	3-60	6-60	60-90
VECP83770T-4	T3C	160°C	160°C	0-60	0-60	60-90
VECP83771T-4	T3C	160°C	160°C	3-60	6-60	60-90
VECP83774T-4	T3	200°C	160°C	0-60	0-60	60-90
VECP84106T-4	T3	200°C	200°C	3-60	6-60	60-90
VENCP83580T-4	T3C	160°C	160°C	3-60	6-60	60-90
VENCP83581T-4	T4	135°C	135°C	0-60	0-60	60-90

\* 0 Hz = motor slip Hz