






## BALDOR • RELIANCE

Baldor•Reliance HVAC motors are specifically engineered with industry-driven designs to keep your air handling systems running smoothly, quietly, and efficiently, which means better system reliability and performance, with less maintenance.



### Key Features:

- Dynamically balanced rotor to reduce noise and increased bearing life
- Color coded and numbered leads for ease of connectivity
- Bar code spec number for easy identification
- Low noise vibration dampening bases
- Baldor•Reliance motors meet or exceed all efficiency requirements for US, Canada and Mexico regulations

General Information	<b>Direct Drive</b>		
	<b>Electrical Features</b>		
	Single Phase Output Range 1/4 - 1 1/2 Hp Single Phase Voltages: 115, 115/230, 277 Automatic Thermal Overload on Single Phase Termination panel with quick connection for easier installation on Single Phase Three Phase Output Range 1/4 - 10 Hp Three Phase Voltages: 230/460, 208-230/460		
	<b>Mechanical Features</b>		
Single Phase Motors	Enclosures: ODP, TEAO Mountings: Footed F1, C-Face, Belly Band, Extended Thru-Bolts, Resilient, and Yoke/Pedestal Application Specific Shafting, Bearing Construction, and Lubrication		
	<b>Applications</b>	Blowers, Fans, Condensers, Unit Heaters, Air Circulation, Ventilators, Freezers	
	General Purpose Industrial Motors	<b>Super-E, General Purpose</b>	
		<b>Electrical Features</b>	
Three Phase Output Range: 1 - 100 Hp Voltages: 230/460, 208-230/460, 200, 575 1.15 Service Factor Class F Insulation			
<b>Mechanical Features</b>			
Severe Duty Motors	Enclosures: ODP, TEFC Mountings: Footed, F1 or F2 External shaft grounding provisions on drive end Bar-Coded spec number label for easy identification		
	<b>Applications</b>	Blowers & Fans	
	Large AC Motors	<b>Super-E, Internal Shaft Grounded</b>	
		<b>Electrical Features</b>	
Three Phase Voltages: 230/460, 208-230/460, 200, 575 Class H Insulation Designed for variable speed applications			
<b>Mechanical Features</b>			
Washdown Duty Motors	Enclosures: ODP, TEFC Mountings: Footed F1, C-Face Internal shaft ground installed		
	<b>Applications</b>	Variable Speed Blowers & Fans	
	Explosion Proof Motors	<b>Chiller/Cooling Tower</b>	
		<b>Electrical Features</b>	
Three Phase Voltages: 230/460, 208-230/460, 200, 575 1.15 Service Factor Class F Insulation			
<b>Mechanical Features</b>			
Pump Motors	Enclosures: TEAO, TEFC Mountings: Footed F1 Three barrier conduit box sealing Four barrier shaft sealing system on drive end Double sealed bearings Face drains each end Stainless hardware		
	<b>Applications</b>	Belted or Drive shaft Chiller/Cooling Towers	
	HVAC Motors		
Farm Duty Motors			

**Super-E®**, Three Phase, TEFC, Foot Mounted, with Internal Baldor Shaft Grounding Brush

1 thru 50 Hp



**Features:**

- Class H insulation for increased protection on inverter use
- Internal grounding brush for bearing current mitigation on DE retainer ring
- Designed for longevity with 3 year warranty
- Suitable for inverter use per NEMA MG1 Part 31.4.4.2

**Applications:**

- Fans
- Pumps
- Blowers
- Unit Handling
- HVAC Systems
- Variable Speed Applications
- General Purpose Applications

Hp	RPM	NEMA Frame	Catalog Number	List Price	Mult. Sym.	"C" Dim.	Aprx. Wt. (lb)	Full Load Efficiency	Voltage	Full Load Amps	Notes (a)
<b>Foot Mounted</b>											
1	1800	143T	EM3546T-BG	872	L1	13.31	38	85.5	230/460	1.5	30
1 1/2	1800	145T	EM3554T-BG	900	L1	13.31	41	86.5	230/460	2.2	30
2	3600	145T	EM3555T-BG	961	L1	13.31	41	85.5	230/460	2.5	30
	1800	145T	EM3558T-BG	927	L1	13.31	45	86.5	230/460	2.9	30
3	3600	145T	EM3559T-BG	1,037	L1	14.19	50	86.5	230/460	3.6	30
	1800	182T	EM3611T-BG	1,037	L1	16.54	70	89.5	230/460	4.2	30
	1200	213T	EM3704T-BG	1,570	L1	19.01	132	89.5	230/460	4.6	30
5	3600	184T	EM3613T-BG	1,175	L1	16.54	74	88.5	230/460	5.9	30
	1800	184T	EM3615T-BG	1,116	L1	18.04	93	89.5	230/460	6.7	30
	1200	215T	EM3708T-BG	1,745	L1	19.76	154	89.5	230/460	7.3	30
7 1/2	3600	213T	EM3709T-BG	1,686	L1	17.89	121	89.5	230/460	9	30
	1800	213T	EM3710T-BG	1,547	L1	19.01	127	91.7	230/460	9.4	30
	1200	254T	EM2276T-BG	2,812	L1	23.30	310	91	230/460	11	30
10	3600	215T	EM3711T-BG	1,706	L1	17.89	118	90.2	230/460	11.8	30
	1800	215T	EM3714T-BG	1,718	L1	20.51	165	91.7	230/460	12	30
	1200	256T	EM2332T-BG	3,172	L1	23.30	322	91	230/460	14.1	30
15	3600	254T	EM2394T-BG	2,783	L1	23.30	253	91	230/460	17.5	30
	1800	254T	EM2333T-BG	2,569	L1	23.30	274	92.4	230/460	18.1	30
	1200	284T	EM4100T-BG	4,179	L1	27.76	372	91.7	230/460	21	30
20	1800	256T	EM2334T-BG	3,059	L1	23.30	290	93	230/460	24	30
	1200	286T	EM4102T-BG	5,465	L1	27.76	406	91.7	230/460	27	30
25	1800	284T	EM4103T-BG	3,956	L1	27.76	420	93.6	230/460	30	30
	1200	324T	EM4111T-BG	6,211	L1	30.39	475	93	230/460	32	30
30	1800	286T	EM4104T-BG	4,637	L1	27.76	437	93.6	230/460	38	30
40	1800	324T	EM4110T-BG	6,039	L1	30.28	578	94.1	230/460	48	30
50	1800	326T	EM4115T-BG	6,565	L1	30.28	641	94.5	230/460	58	30
<b>C-Face, Foot Mounted</b>											
1/2	1800	56C	CEM3538-BG	854	K	12.23	33	82.5	208-230/460	0.8	
3/4	1800	56C	CEM3542-BG	881	K	12.23	37	84	208-230/460	1.1	12
1	1800	143TC	CEM3546T-BG	907	L1	13.29	38	85.5	230/460	1.5	30
1 1/2	1800	145TC	CEM3554T-BG	935	L1	13.29	41	86.5	230/460	2.2	30
2	1800	145TC	CEM3558T-BG	962	L1	13.29	45	86.5	230/460	2.9	30
3	1800	182TC	CEM3611T-BG	1,109	L1	16.55	70	89.5	230/460	4.2	30
5	1800	184TC	CEM3615T-BG	1,188	L1	18.05	93	89.5	230/460	6.7	30

(a) See notes on inside back flap.

■ Cast Iron Frame

**BALDOR • RELIANCE®****Super-E®, Three Phase, ODP, Foot Mounted, with Internal Baldor Shaft Grounding Brush****HVAC Motors****1 thru 50 Hp****BALDOR**  
SHAFT GROUNDING BRUSH  
INSTALLED

LB1508

**Features:**

- Class H insulation for increased protection on inverter use
- Internal grounding brush for bearing current mitigation on DE retainer ring
- Designed for longevity with 3 year warranty
- Suitable for inverter use per NEMA MG1 Part 31.4.4.

**Applications:**

- Fans
- Pumps
- Blowers
- Unit Handling
- HVAC Systems
- Variable Speed Applications
- General Purpose Applications

Hp	RPM	NEMA Frame	Catalog Number	List Price	Mult. Sym.	"C" Dim.	Aprx. Wt. (lb)	Full Load Efficiency	Voltage	Full Load Amps	Notes (a)
1	1800	143T	EM3116T-BG	877	L1	11.12	38	85.5	230/460	1.6	30
1 1/2	1800	145T	EM3154T-BG	909	L1	11.62	37	86.5	230/460	2.2	30
2	3600	143T	EM3155T-BG	884	L1	11.62	43	85.5	230/460	2.5	30
	1800	145T	EM3157T-BG	962	L1	12.12	43	86.5	230/460	2.9	30
3	3600	145T	EM3158T-BG	893	L1	13.00	51	85.5	230/460	3.8	30
	1800	182T	EM3211T-BG	1,055	L1	15.00	74	89.5	230/460	4.2	30
	1200	213T	EM3305T-BG	1,328	L1	16.32	110	88.5	230/460	4.5	30
5	3600	182T	EM3212T-BG	991	L1	13.62	63	86.5	230/460	6	30
	1800	184T	EM3218T-BG	1,137	L1	16.50	92	89.5	230/460	6.6	30
	1200	215T	EM3309T-BG	1,672	L1	17.45	141	89.5	230/460	7.4	30
7 1/2	3600	184T	EM3219T-BG	1,456	L1	15.00	77	88.5	230/460	8.6	30
	1800	213T	EM3311T-BG	1,602	L1	16.32	115	91	230/460	9.7	30
	1200	254T	EM2506T-BG	2,002	L1	23.19	248	90.2	230/460	11	30
10	3600	213T	EM3312T-BG	1,661	L1	16.32	121	89.5	230/460	12	30
	1800	215T	EM3313T-BG	1,893	L1	17.45	129	91.7	230/460	12.5	30
	1200	256T	EM2511T-BG	2,526	L1	23.19	255	91.7	230/460	14.3	30
15	3600	215T	EM3314T-BG	2,266	L1	16.32	131	90.2	230/460	17.5	30
	1800	254T	EM2513T-BG	2,630	L1	21.69	234	93	230/460	17.7	30
	1200	284T	EM2524T-BG	3,350	L1	23.81	300	91.7	230/460	20.5	30
20	1800	256T	EM2515T-BG	2,860	L1	21.69	228	93	230/460	23.5	30
	1200	286T	EM2528T-BG	4,012	L1	23.81	321	92.4	230/460	27	30
25	1800	284T	EM2531T-BG	3,465	L1	25.06	387	93.6	230/460	30	30
30	1800	286T	EM2535T-BG	3,761	L1	25.06	341	94.1	230/460	35	30
40	1800	324T	EM2539T-BG	4,882	L1	27.19	324	94.1	230/460	49	30
50	1800	326T	EM2543T-BG	5,349	L1	27.69	497	94.5	230/460	57	30

(a) See notes on inside back flap.

■ Cast Iron Frame

**Super-E<sup>®</sup>, Three Phase, TEFC, Foot Mounted, with Internal AEGIS<sup>®</sup> Bearing Protection Ring**

**1 thru 100 Hp**



**Features:**

- Class H insulation for increased protection on inverter use
- Internal grounding ring for bearing current mitigation on DE retainer ring
- Designed for longevity with 3 year warranty
- Suitable for inverter use per NEMA MG1 Part 31.4.4.2

**Applications:**

- Fans
- Pumps
- Blowers
- Unit Handling
- HVAC Systems
- Variable Speed Applications
- General Purpose Applications

Hp	RPM	NEMA Frame	Catalog Number	List Price	Mult. Sym.	"C" Dim.	Aprx. Wt. (lb)	Full Load Efficiency	Voltage	Full Load Amps	Notes (a)
<b>230/460 Volt</b>											
1	3600	56	EM3545-G	796	K	12.23	32	77	230/460	1.4	12, 30
	1800	143T	EM3546T-G	872	L1	12.31	30	85.5	230/460	1.5	30
	1200	145T	EM3556T-G	1,012	L1	13.31	43	82.5	230/460	1.8	30
1 1/2	3600	143T	EM3550T-G	892	L1	12.29	36	84	230/460	1.9	30
	1800	145T	EM3554T-G	900	L1	13.31	42	86.5	230/460	2.2	30
	1200	182T	EM3607T-G	1,186	L1	16.54	76	87.5	230/460	2.4	30
2	3600	145T	EM3555T-G	961	L1	13.29	46	85.5	230/460	2.5	30
	1800	145T	EM3558T-G	927	L1	13.31	42	86.5	230/460	2.9	30
	1200	184T	EM3614T-G	1,234	L1	18.04	94	88.5	230/460	3.5	30
3	3600	145T	EM3559T-G	1,037	L1	14.17	53	86.5	230/460	3.6	30
		182T	EM3610T-G	1,079	L1	15.29	57	86.5	230/460	3.6	30
	1800	182T	EM3611T-G	1,037	L1	16.54	74	89.5	230/460	4.2	30
		213T	EM3704T-G	1,570	L1	19.01	135	89.5	230/460	4.6	30
5	3600	184T	EM3613T-G	1,175	L1	16.54	76	88.5	230/460	5.9	30
	1800	184T	EM3615T-G	1,116	L1	18.04	92	89.5	230/460	6.7	30
	1200	215T	EM3708T-G	1,745	L1	19.76	154	89.5	230/460	7.3	30
7 1/2	3600	213T	EM3709T-G	1,686	L1	17.89	133	89.5	230/460	9	30
	1800	213T	EM3710T-G	1,547	L1	19.01	129	91.7	230/460	9.4	30
	1200	254T	EM2276T-G	2,842	L1	23.30	281	91	230/460	11	30
10	3600	215T	EM3711T-G	1,706	L1	17.89	118	90.2	230/460	11.8	30
	1800	215T	EM3714T-G	1,718	L1	20.51	156	91.7	230/460	12	30
	1200	256T	EM2332T-G	3,202	L1	23.30	322	91	230/460	14.1	30
15	3600	254T	EM2394T-G	2,813	L1	23.30	239	91	230/460	17.5	30
	1800	254T	EM2333T-G	2,599	L1	23.30	270	92.4	230/460	18.1	30
	1200	284T	EM4100T-G	4,257	L1	27.76	369	91.7	230/460	21	30
20	3600	256T	EM4106T-G	3,059	L1	23.30	261	91	230/460	23	30
	1800	256T	EM2334T-G	3,089	L1	23.30	295	93	230/460	24	30
	1200	286T	EM4102T-G	5,543	L1	27.76	393	91.7	230/460	27	30
25	3600	284TS	EM4107T-G	3,986	L1	24.70	323	91.7	230/460	29	30
	1800	284T	EM4103T-G	4,034	L1	27.76	400	93.6	230/460	30	30
	1200	324T	EM4111T-G	6,301	L1	30.39	507	93	230/460	32	30
30	3600	286TS	EM4108T-G	4,665	L1	24.70	336	91.7	230/460	34	30
	1800	286T	EM4104T-G	4,715	L1	27.76	410	93.6	230/460	38	30
	1200	326T	EM4117T-G	7,209	L1	30.28	604	93	230/460	39	30
40	3600	324TS	EM4109T-G	6,333	L1	28.78	532	92.4	230/460	46	30
	1800	324T	EM4110T-G	6,129	L1	30.28	596	94.1	230/460	48	30
	1200	364T	EM4308T-G	9,257	L1	33.48	883	94.1	230/460	49.4	30
50	3600	326TS	EM4114T-G	6,885	L1	28.78	584	93	230/460	56	30
	1800	326T	EM4115T-G	6,655	L1	30.28	648	94.5	230/460	58	30
	1200	365T	EM4312T-G	11,010	L1	33.48	910	94.1	230/460	61.7	30

(a) See notes on inside back flap.   Cast Iron Frame

**Super-E<sup>®</sup>, Three Phase, TEFC, Foot Mounted, with Internal AEGIS<sup>®</sup> Bearing Protection Ring**

Hp	RPM	NEMA Frame	Catalog Number	List Price	Mult. Sym.	"C" Dim.	Aprx. Wt. (lb)	Full Load Efficiency	Voltage	Full Load Amps	Notes (a)
<b>230/460 Volt continued</b>											
60	3600	364TS	<b>EM4310T-G</b>	9,875	L1	31.36	900	95	230/460	66.3	30
	1800	364T	<b>EM4314T-G</b>	9,763	L1	33.48	907	95	230/460	68	30
75	3600	365TS	<b>EM4313T-G</b>	11,350	L1	31.36	966	94.5	230/460	81.9	30
	1800	365T	<b>EM4316T-G</b>	11,273	L1	33.48	956	95.4	230/460	85.9	30
100	1800	405T	<b>EM4400T-G</b>	14,152	L1	38.20	1214	95.4	230/460	112	30
<b>200 Volt</b>											
5	1800	184T	<b>EM3665T-8G</b>	1,350	L1	15.23	119	89.5	200	15.1	
7 1/2	1800	213T	<b>EM3770T-8G</b>	1,725	L1	18.45	170	91.7	200	21.4	
10	1800	215T	<b>EM3774T-8G</b>	1,908	L1	18.45	231	91.7	200	28	
15	1800	254T	<b>EM2333T-8G</b>	2,599	L1	23.30	254	92.4	200	42.4	
<b>575 Volt</b>											
1	1800	143T	<b>EM3546T-5G</b>	872	L1	12.31	35	85.5	575	1.2	
1 1/2	1800	145T	<b>EM3554T-5G</b>	900	L1	13.31	42	86.5	575	1.8	
2	1800	145T	<b>EM3558T-5G</b>	927	L1	13.31	46	86.5	575	2.3	
3	1800	182T	<b>EM3611T-5G</b>	1,037	L1	16.54	76	89.5	575	3.3	
5	1800	184T	<b>EM3615T-5G</b>	1,116	L1	18.04	84	89.5	575	5.3	
7 1/2	1800	213T	<b>EM3710T-5G</b>	1,547	L1	19.01	126	91.7	575	7.6	
10	1800	215T	<b>EM3714T-5G</b>	1,718	L1	20.51	165	91.7	575	9.6	
15	1800	254T	<b>EM2333T-5G</b>	2,599	L1	23.30	250	92.4	575	14.6	
20	1800	256T	<b>EM2334T-5G</b>	3,089	L1	23.30	293	93	575	19.2	
25	1800	284T	<b>EM4103T-5G</b>	4,034	L1	27.76	364	93.6	575	24	
30	1800	286T	<b>EM4104T-5G</b>	4,715	L1	27.76	423	93.6	575	29	
40	1800	324T	<b>EM4110T-5G</b>	6,129	L1	30.28	576	94.1	575	39	
50	1800	326T	<b>EM4115T-5G</b>	6,655	L1	30.28	644	94.5	575	46	

(a) See notes on inside back flap.

■ Cast Iron Frame

General Information  
Single Phase Motors  
General Purpose Industrial Motors  
Severe Duty Motors  
Large AC Motors  
Washdown Duty Motors  
Explosion Proof Motors  
Pump Motors  
HVAC Motors  
Farm Duty Motors

**Super-E<sup>®</sup>, Three Phase, ODP, Foot Mounted, with Internal AEGIS<sup>®</sup> Bearing Protection Ring**

**1 thru 100 Hp**



**Features:**

- Class H insulation for increased protection on inverter use
- Internal grounding ring for bearing current mitigation on DE retainer ring
- Designed for longevity with 3 year warranty
- Suitable for inverter use per NEMA MG1 Part 31.4.4.2

**Applications:**

- Fans
- Pumps
- Blowers
- Unit Handling
- HVAC Systems
- Variable Speed Applications
- General Purpose Applications

Hp	RPM	NEMA Frame	Catalog Number	List Price	Mult. Sym.	"C" Dim.	Aprx. Wt. (lb)	Full Load Efficiency	Voltage	Full Load Amps	Notes (a)
<b>230/460 Volt</b>											
1	3600	56	<b>EM31115-G</b>	703	K	11.75	27	77	230/460	1.6	12, 15, 30
	1800	143T	<b>EM3116T-G</b>	877	L1	11.12	34	85.5	230/460	1.5	30
	1200	145T	<b>EM3156T-G</b>	893	L1	11.62	40	82.5	230/460	1.8	30
1 1/2	3600	143T	<b>EM3120T-G</b>	778	L1	11.12	34	84	230/460	2	30
	1800	145T	<b>EM3154T-G</b>	909	L1	11.62	38	86.5	230/460	2.2	30
	1200	182T	<b>EM3207T-G</b>	1,048	L1	15.00	67	86.5	230/460	2.5	30
2	3600	143T	<b>EM3155T-G</b>	884	L1	11.62	41	85.5	230/460	2.5	30
	1800	145T	<b>EM3157T-G</b>	962	L1	12.12	41	86.5	230/460	2.9	30
	1200	184T	<b>EM3215T-G</b>	1,067	L1	16.50	79	87.5	230/460	3.4	30
3	3600	145T	<b>EM3158T-G</b>	893	L1	13.00	46	85.5	230/460	3.8	30
	1800	182T	<b>EM3211T-G</b>	1,055	L1	15.00	72	89.5	230/460	4.2	30
	1200	213T	<b>EM3305T-G</b>	1,328	L1	16.32	110	88.5	230/460	4.5	30
5	3600	182T	<b>EM3212T-G</b>	991	L1	13.62	63	86.5	230/460	6	30
	1800	184T	<b>EM3218T-G</b>	1,137	L1	16.50	84	89.5	230/460	6.6	30
	1200	215T	<b>EM3309T-G</b>	1,672	L1	17.45	141	89.5	230/460	7.4	30
7 1/2	3600	184T	<b>EM3219T-G</b>	1,456	L1	15.00	75	88.5	230/460	8.6	30
	1800	213T	<b>EM3311T-G</b>	1,602	L1	16.32	115	91	230/460	9.7	30
	1200	254T	<b>EM2506T-G</b>	2,032	L1	23.19	243	90.2	230/460	11	30
10	3600	213T	<b>EM3312T-G</b>	1,661	L1	16.32	113	89.5	230/460	12	30
	1800	215T	<b>EM3313T-G</b>	1,893	L1	17.45	127	91.7	230/460	12.5	30
	1200	256T	<b>EM2511T-G</b>	2,556	L1	23.19	255	91.7	230/460	14.3	30
15	3600	215T	<b>EM3314T-G</b>	2,266	L1	16.32	126	90.2	230/460	17.5	30
	1800	254T	<b>EM2513T-G</b>	2,660	L1	21.69	210	93	230/460	17.7	30
	1200	284T	<b>EM2524T-G</b>	3,428	L1	23.81	280	91.7	230/460	20.5	30
20	3600	254T	<b>EM2514T-G</b>	2,695	L1	21.69	195	91	230/460	23.5	30
	1800	256T	<b>EM2515T-G</b>	2,890	L1	21.69	227	93	230/460	23.5	30
	1200	286T	<b>EM2528T-G</b>	4,090	L1	23.81	299	92.4	230/460	27	30
25	3600	256T	<b>EM2516T-G</b>	3,177	L1	21.69	212	91.7	230/460	28	30
	1800	284T	<b>EM2531T-G</b>	3,543	L1	25.06	314	93.6	230/460	30	30
	1200	324T	<b>EM2532T-G</b>	4,941	L1	27.69	384	93	230/460	34	30
30	3600	284TS	<b>EM2534T-G</b>	3,781	L1	22.44	310	91.7	230/460	35	30
	1800	286T	<b>EM2535T-G</b>	3,839	L1	25.06	340	94.1	230/460	35	30
	1200	326T	<b>EM2536T-G</b>	5,134	L1	28.69	457	93.6	230/460	38	30
40	3600	286TS	<b>EM2538T-G</b>	4,762	L1	22.44	328	92.4	230/460	46	30
	1800	324T	<b>EM2539T-G</b>	4,972	L1	27.19	392	94.1	230/460	49	30
	1200	364T	<b>EM2540T-G</b>	7,170	L1	30.69	606	94.1	230/460	51	30
50	3600	324TS	<b>EM2542T-G</b>	5,232	L1	25.69	392	93	230/460	56	30
	1800	326T	<b>EM2543T-G</b>	5,439	L1	27.69	473	94.5	230/460	57	30
60	1800	364T	<b>EM2547T-G</b>	7,117	L1	30.69	616	95	230/460	68	30
75	1800	365T	<b>EM2551T-G</b>	8,543	L1	33.72	750	95	230/460	87	30
100	1800	404T	<b>EM2555T-4G</b>	10,158	L1	36.97	898	95.4	460	115	

(a) See notes on inside back flap. Red Catalog Number indicates **NEW** Product.

**Super-E<sup>®</sup>, Three Phase, ODP, Foot Mounted, with Internal AEGIS<sup>®</sup> Bearing Protection Ring**

Hp	RPM	NEMA Frame	Catalog Number	List Price	Mult. Sym.	"C" Dim.	Aprx. Wt. (lb)	Full Load Efficiency	Voltage	Full Load Amps	Notes (a)
<b>200 Volt</b>											
1	1800	143T	<b>EM3116T-8G</b>	877	L1	11.12	38	85.5	200	3.5	
1 1/2	1800	145T	<b>EM3154T-8G</b>	909	L1	11.62	37	86.5	200	5.1	
2	1800	145T	<b>EM3157T-8G</b>	962	L1	12.12	43	86.5	200	6.5	
3	1800	182T	<b>EM3211T-8G</b>	1,055	L1	15.00	74	89.5	200	9.7	
5	1800	184T	<b>EM3218T-8G</b>	1,137	L1	16.50	92	89.5	200	15.3	
7 1/2	1800	213T	<b>EM3311T-8G</b>	1,602	L1	16.32	120	91	200	22.2	
10	1800	215T	<b>EM3313T-8G</b>	1,893	L1	17.45	132	91.7	200	29.5	
15	1800	254T	<b>EM2513T-8G</b>	2,660	L1	21.69	234	93	200	40.7	
20	1800	256T	<b>EM2515T-8G</b>	2,890	L1	21.69	250	93	200	54.3	
25	1800	284T	<b>EM2531T-8G</b>	3,543	L1	25.06	330	93.6	200	70	
30	1800	286T	<b>EM2535T-8G</b>	3,839	L1	25.06	340	94.1	200	81	
40	1800	324T	<b>EM2539T-8G</b>	4,972	L1	27.19	390	94.1	200	109	
<b>575 Volt</b>											
1	1800	143T	<b>EM3116T-5G</b>	877	L1	11.12	38	85.5	575	1.2	
1 1/2	1800	145T	<b>EM3154T-5G</b>	909	L1	11.62	37	86.5	575	1.8	
2	1800	145T	<b>EM3157T-5G</b>	962	L1	12.12	43	86.5	575	2.3	
3	1800	182T	<b>EM3211T-5G</b>	1,055	L1	15.00	74	89.5	575	3.4	
5	1800	184T	<b>EM3218T-5G</b>	1,137	L1	16.50	92	89.5	575	5.3	
7 1/2	1800	213T	<b>EM3311T-5G</b>	1,602	L1	16.32	114	91	575	7.8	
10	1800	215T	<b>EM3313T-5G</b>	1,893	L1	17.45	132	91.7	575	10	
15	1800	254T	<b>EM2513T-5G</b>	2,660	L1	21.69	210	93	575	14.1	
20	1800	256T	<b>EM2515T-5G</b>	2,890	L1	21.69	250	93	575	18.9	
25	1800	284T	<b>EM2531T-5G</b>	3,543	L1	25.06	328	93.6	575	24.5	
30	1800	286T	<b>EM2535T-5G</b>	3,839	L1	25.06	340	94.1	575	28	
40	1800	324T	<b>EM2539T-5G</b>	4,972	L1	27.19	400	94.1	575	40	

(a) See notes on inside back flap.

General Information

Single Phase Motors

General Purpose Industrial Motors

Severe Duty Motors

Large AC Motors

Washdown Duty Motors

Explosion Proof Motors

Pump Motors

HVAC Motors

Farm Duty Motors

**Super-E, Three Phase, ODP, Foot Mounted**

**1 thru 100 Hp**



**Features:**

- External provisions for bearing current mitigation
- Designed for longevity with 3 year warranty
- Suitable for inverter use per NEMA MG1 Part 31.4.4.2

**Applications:**

- Fans
- Pumps
- Blowers
- Air Handling
- HVAC Systems
- Variable Speed Applications
- General Purpose Applications

Hp	RPM	NEMA Frame	Catalog Number	List Price	Mult. Sym.	“C” Dim.	Aprx. Wt. (lb)	Full Load Efficiency	Voltage	Full Load Amps	Notes (a)
<b>230/460 Volt</b>											
1	1800	143T	EHM3116T	651	LS	11.12	35	85.5	230/460	1.5	30
1 1/2	1800	145T	EHM3154T	676	LS	11.62	37	86.5	230/460	2.2	30
2	1800	145T	EHM3157T	726	LS	12.13	41	86.5	230/460	2.9	30
3	1800	182T	EHM3211T	779	LS	15.00	72	89.5	230/460	4.2	30
	1200	213T	EHM3305T	1,141	L1	16.32	114	88.5	230/460	4.5	30
5	1800	184T	EHM3218T	846	LS	16.50	85	89.5	230/460	6.6	30
	1200	215T	EHM3309T	1,485	L1	17.45	141	89.5	230/460	7.4	30
7 1/2	1800	213T	EHM3311T	1,230	LS	16.32	115	91	230/460	9.7	30
	1200	254T	EHM2506T	1,773	L1	23.19	248	90.2	230/460	11	30
10	1800	215T	EHM3313T	1,480	LS	17.45	127	91.7	230/460	12.5	30
	1200	256T	EHM2511T	2,297	L1	23.19	260	91.7	230/460	14.3	30
15	1800	254T	EHM2523T	2,087	LS	21.69	212	93	230/460	17.7	30
	1200	284T	EHM2524T	3,085	L1	23.81	285	91.7	230/460	20.5	30
20	1800	256T	EHM2515T	2,612	LS	21.69	225	93	230/460	23.5	30
	1200	286T	EHM2528T	3,747	L1	23.81	375	92.4	230/460	27	30
25	1800	284T	EHM2531T	3,177	LS	25.06	345	93.6	230/460	30	30
	1200	324T	EHM2532T	4,519	L1	27.69	393	93	230/460	34	30
30	1800	286T	EHM2535T	3,473	LS	25.06	339	94.1	230/460	35	30
	1200	326T	EHM2536T	4,712	L1	28.69	482	93.6	230/460	38	30
40	1800	324T	EHM2539T	4,519	LS	27.19	433	94.1	230/460	49	30
50	1800	326T	EHM2543T	5,544	LS	27.69	469	94.5	230/460	57	30
60	1800	364T	EHM2547T	6,268	LS	29.94	582	95	230/460	68	30
75	1800	365T	EHM2551T	7,687	LS	33.72	752	95	230/460	87	30
100	1800	404T	EHM2555T	8,762	LS	36.97	911	95.4	230/460	113	30
<b>230/460 Volt, F2 Mounting</b>											
2	1800	145T	EHF3157T	726	LS	12.13	49	86.5	230/460	2.9	30
3	1800	182T	EHF3211T	779	LS	15.00	68	89.5	230/460	4.2	30
5	1800	184T	EHF3218T	846	LS	16.50	82	89.5	230/460	6.6	30
7 1/2	1800	213T	EHF3311T	1,230	LS	16.32	115	91	230/460	9.7	30
10	1800	215T	EHF3313T	1,480	LS	17.45	127	91.7	230/460	12.5	30
15	1800	254T	EHF2523T	2,087	LS	21.69	212	93	230/460	17.7	30
20	1800	256T	EHF2515T	2,612	LS	21.69	227	93	230/460	23.5	30
25	1800	284T	EHF2531T	3,177	LS	25.06	301	93.6	230/460	30	30
30	1800	286T	EHF2535T	3,473	LS	25.06	328	94.1	230/460	35	30
40	1800	324T	EHF2539T	4,519	LS	27.19	429	94.1	230/460	49	30
50	1800	326T	EHF2543T	5,544	LS	27.69	466	94.5	230/460	57	30

(a) See notes on inside back flap.



**Super-E, Three Phase, ODP, Foot Mounted**

Hp	RPM	NEMA Frame	Catalog Number	List Price	Mult. Sym.	"C" Dim.	Aprx. Wt. (lb)	Full Load Efficiency	Voltage	Full Load Amps	Notes (a)
<b>200 Volt</b>											
1	1800	143T	<b>EHM3116T-8</b>	651	LS	11.12	34	85.5	200	3.5	
1 1/2	1800	145T	<b>EHM3154T-8</b>	676	LS	11.62	38	86.5	200	5.1	
2	1800	145T	<b>EHM3157T-8</b>	726	LS	12.13	41	86.5	200	6.5	
3	1800	182T	<b>EHM3211T-8</b>	779	LS	15.00	71	89.5	200	9.7	
5	1800	184T	<b>EHM3218T-8</b>	846	LS	16.50	85	89.5	200	15.3	
7 1/2	1800	213T	<b>EHM3311T-8</b>	1,230	LS	16.32	115	91	200	22.2	
10	1800	215T	<b>EHM3313T-8</b>	1,480	LS	17.45	120	91.7	200	29.5	30
15	1800	254T	<b>EHF2523T-8</b>	2,082	LS	21.69	211	93	200	40.7	6, 30
		254T	<b>EHM2523T-8</b>	2,087	LS	21.69	210	93	200	40.7	30
20	1800	256T	<b>EHM2515T-8</b>	2,612	LS	21.69	226	93	200	54.3	30
25	1800	284T	<b>EHM2531T-8</b>	3,177	LS	25.06	369	93.6	200	70	
30	1800	286T	<b>EHM2535T-8</b>	3,473	LS	25.06	331	94.1	200	81	
40	1800	324T	<b>EHM2539T-8</b>	4,519	LS	26.69	434	94.1	200	108	
50	1800	326T	<b>EHM2543T-8</b>	5,544	LS	27.69	459	94.5	200	132	

(a) See notes on inside back flap.

General Information

Single Phase Motors

General Purpose Industrial Motors

Severe Duty Motors

Large AC Motors

Washdown Duty Motors

Explosion Proof Motors

Pump Motors

HVAC Motors

Farm Duty Motors

**Super-E, Three Phase, TEFC, Foot Mounted**

**1 thru 50 Hp**



**Features:**

- External provisions for bearing current mitigation
- Designed for longevity with 3 year warranty
- Suitable for inverter use per NEMA MG1 Part 31.4.4.2

**Applications:**

- Fans
- Pumps
- Blowers
- Air Handling
- HVAC Systems
- Pairing with a Speed Drive
- General Purpose Applications

Hp	RPM	NEMA Frame	Catalog Number	List Price	Mult. Sym.	"C" Dim.	Aprx. Wt. (lb)	Full Load Efficiency	Voltage	Full Load Amps	Notes (a)
<b>230/460 Volt</b>											
1	1800	143T	EHM3546T	734	LS	12.31	37	85.5	230/460	1.5	1, 30
1 1/2	1800	145T	EHM3554T	737	LS	13.29	44	86.5	230/460	2.2	1, 30
2	1800	145T	EHM3558T	789	LS	13.29	46	86.5	230/460	2.9	1, 30
3	1800	182T	EHM3611T	869	LS	16.54	73	89.5	230/460	4.2	1, 30
5	1800	184T	EHM3615T	949	LS	18.04	93	89.5	230/460	6.7	1, 30
	1200	215T	EHM3708T	1,558	L1	19.78	154	89.5	230/460	7.3	1, 30
7 1/2	1800	213T	EHM3710T	1,353	LS	19.03	128	91.7	230/460	9.4	1, 30
	1200	254T	EHM2276T	2,583	L1	23.28	294	91	230/460	11	1, 30
10	1800	215T	EHM3714T	1,526	LS	20.53	165	91.7	230/460	12	1, 30
	1200	256T	EHM2332T	2,943	L1	23.28	290	91	230/460	14.1	1, 30
15	1800	254T	EHM2333T	2,332	LS	23.28	250	92.4	230/460	18.1	1, 30
	1200	284T	EHM4100T	3,914	L1	27.76	400	91.7	230/460	21	1, 30
20	1800	256T	EHM2334T	2,821	LS	23.28	288	93	230/460	24	1, 30
	1200	286T	EHM4102T	5,201	L1	27.76	457	91.7	230/460	27	1, 30
25	1800	284T	EHM4103T	3,680	LS	27.76	430	93.6	230/460	30	1, 30
	1200	324T	EHM4111T	5,879	L1	30.39	465	93	230/460	32	1, 30
30	1800	286T	EHM4104T	4,360	LS	27.76	423	93.6	230/460	38	1, 30
40	1800	324T	EHM4110T	5,691	LS	30.28	612	94.1	230/460	48	1, 30
50	1800	326T	EHM4115T	6,198	LS	30.28	622	94.5	230/460	58	1, 30
<b>575 Volt</b>											
1	1800	143T	EHM3546T-5	734	LS	12.31	37	85.5	575	1.2	1
1 1/2	1800	145T	EHM3554T-5	737	LS	13.29	44	86.5	575	1.8	1
2	1800	145T	EHM3558T-5	789	LS	13.29	47	86.5	575	2.3	1
3	1800	182T	EHM3611T-5	869	LS	16.54	74	89.5	575	3.3	1
5	1800	184T	EHM3615T-5	949	LS	18.04	92	89.5	575	5.3	1
7 1/2	1800	213T	EHM3710T-5	1,353	LS	19.03	127	91.7	575	7.6	1
10	1800	215T	EHM3714T-5	1,526	LS	20.53	165	91.7	575	9.6	1
15	1800	254T	EHM2333T-5	2,332	LS	23.28	255	92.4	575	14.6	1
20	1800	256T	EHM2334T-5	2,821	LS	23.28	286	93	575	19.2	1
25	1800	284T	EHM4103T-5	3,680	LS	27.76	397	93.6	575	24	1
30	1800	286T	EHM4104T-5	4,360	LS	27.76	395	93.6	575	29	1
40	1800	324T	EHM4110T-5	5,691	LS	30.28	575	94.1	575	39	1
50	1800	326T	EHM4115T-5	6,198	LS	30.28	622	94.5	575	50	1

(a) See notes on inside back flap.  
 ■ Cast Iron Frame

**Chiller/Cooling Tower, Three Phase, TEAO**

**5 thru 60 Hp**

**IP55**



**Features:**

- Severe Duty construction for harsh environments
- Corrosion resistant epoxy finish
- Multiple lifting provisions for ease of installation
- Strategically placed drains for optimal moisture removal
- Four barrier moisture protection on DE
- Lipped conduit lid for increased ingress protection

**Applications:**

- Cooling Towers
- Chillers
- Fans
- Pumps
- Air Handling
- HVAC Systems
- General Purpose Applications

Hp	RPM	NEMA Frame	Catalog Number	List Price	Mult. Sym.	“C” Dim.	Aprx. Wt. (lb)	Full Load Efficiency	Voltage	Full Load Amps	Airflow Ft/Min	Notes (a)
5	1800	184T	CTM3665T	1,095	L1	13.68	100	87.5	208-230/460	6.9	1200	
		184T	ECTM3665T	1,239	L1	13.68	108	89.5	208-230/460	6.6	1200	
	1200	215T	CTM3768T	1,660	L1	19.54	206	87.5	208-230/460	7.5	1200	
		215T	ECTM3768T	1,968	L1	19.54	227	90.2	230/460	7.3	1200	30
7 1/2	1800	213T	CTM3770T	1,458	L1	19.54	164	89.5	208-230/460	10.3	1500	
		213T	ECTM3770T	1,653	L1	19.54	170	91.7	208-230/460	9.5	1500	
	1200	254T	CTM2276T	2,025	L1	22.16	179	89.5	208-230/460	10.9	1500	
		254T	ECTM2276T	2,802	L1	23.00	290	91	230/460	11	1500	30
10	1800	215T	CTM3774T	1,861	L1	19.54	170	89.5	208-230/460	13	1500	
		215T	ECTM3774T	2,218	L1	19.54	231	91.7	208-230/460	12.2	1500	
	1200	256T	CTM2332T	2,254	L1	23.00	275	89.5	230/460	14.4	1500	30
		256T	ECTM2332T	3,201	L1	23.00	297	91	230/460	14.4	1500	30
15	1800	254T	CTM2333T	2,472	L1	22.16	236	91	208-230/460	18.5	1500	
		254T	ECTM2333T	2,944	L1	23.00	278	92.4	230/460	18.1	1500	30
	1200	284T	ECTM4100T	4,268	L1	25.63	345	91.7	230/460	20	1500	30
		256T	CTM2334T	2,756	L1	23.91	245	91	230/460	25	1500	30
20	1800	256T	ECTM2334T	3,284	L1	23.00	293	93	230/460	24	1500	30
		284T	CTM4103T	3,341	L1	25.78	343	92.4	230/460	29	1500	30
25	1800	284T	ECTM4103T	4,042	L1	25.63	378	93.6	230/460	30	1500	30
		286T	CTM4104T	4,010	L1	25.78	363	92.4	230/460	36	1500	30
30	1800	286T	ECTM4104T	4,797	L1	25.63	410	93.6	230/460	38	1500	30
		324T	CTM4110T	5,334	L1	28.38	529	93	230/460	47	2000	30
40	1800	324T	ECTM4110T	6,273	L1	28.38	553	94.1	230/460	48	1500	30
		326T	ECTM4115T	7,500	L1	28.38	598	94.5	230/460	58	2000	30
60	1800	364T	ECTM4314T	9,863	L1	29.70	835	95	230/460	68	2000	30

(a) See notes on inside back flap.

■ Cast Iron Frame

General Information

Single Phase Motors

General Purpose Industrial Motors

Severe Duty Motors

Large AC Motors

Washdown Duty Motors

Explosion Proof Motors

Pump Motors


HVAC Motors

Farm Duty Motors

**Chiller/Cooling Tower, Three Phase, Two Speed, TEFC**

**10 thru 60 Hp**

**IP55**



**Features:**

- Multi speed electrical design
- Severe Duty construction for harsh environments
- Corrosion resistant epoxy finish
- Lead lugs for ease of connectivity

**Applications:**

- Cooling Towers
- Chillers
- Fans
- Pumps
- Air Handling
- HVAC Systems
- General Purpose Applications

Hp	RPM	NEMA Frame	Catalog Number	List Price	Mult. Sym.	“C” Dim.	Aprx. Wt. (lb)	Full Load Efficiency <sup>(b)</sup>	Voltage	Full Load Amps	Notes <sup>(a)</sup>
10/2.5	1800/900	215T	<b>CTM1760T</b>	3,455	L1	19.32	210	89.5	460	14.3	
15/3.75	1800/900	254T	<b>CTM1761T</b>	4,381	L1	24.78	290	90.2	460	18.1	
20/5	1800/900	256T	<b>CTM1762T</b>	5,293	L1	24.78	299	91	460	23.6	
25/6.25	1800/900	284T	<b>CTM1763T</b>	6,158	L1	27.93	342	91.7	460	32	
30/7.5	1800/900	286T	<b>CTM1764T</b>	7,069	L1	27.93	333	91.7	460	36	
40/10	1800/900	324T	<b>CTM1765T</b>	9,280	L1	30.28	619	92.4	460	48	
50/12.5	1800/900	326T	<b>CTM1766T</b>	10,949	L1	30.28	657	90.2	460	63	
60/15	1800/900	364T	<b>CTM1767T</b>	15,857	L1	33.44	836	93	460	69.6	

<sup>(a)</sup> See notes on inside back flap.

<sup>(b)</sup> Full load efficiency is at 1800 RPM and low speed efficiency is not published.

■ Cast Iron Frame

**Ventilation Fan, Three Phase, TEAO, C-Face, Footless**

**1/2 thru 1 Hp**



**Features:**

- Terminal panel for ease of connectivity
- Lubed for life double sealed bearings
- Locked DE bearing to allow mounting in any configuration

**Applications:**

- Fans
- Pumps
- Blowers
- Condensers
- Air Handling
- HVAC Systems
- General Purpose Applications

Hp	RPM	NEMA Frame	Catalog Number	List Price	Mult. Sym.	“C” Dim.	Aprx. Wt. (lb)	Full Load Efficiency	Voltage	Full Load Amps	Notes <sup>(a)</sup>
1/2	900	56C	<b>VAOM3560</b>	673	K	12.68	50	64	208-230/460	1.6	
1	900	56C	<b>VAOM3527</b>	798	K	14.93	57	74	208-230/460	3.2	

<sup>(a)</sup> See notes on inside back flap.

**BALDOR • RELIANCE****Three Phase, TEAO, Foot Mounted****HVAC Motors****1/4 thru 10 Hp****Features:**

- 36" long leads for ease of connectivity
- Oversized ball bearings for large overhung load from shaft mounted fans
- Locked DE bearing to allow mounting in any configuration

**Applications:**

- Fans
- Pumps
- Blowers
- Condensers
- Air Handling
- HVAC Systems
- General Purpose Applications

Hp	RPM	NEMA Frame	Catalog Number	List Price	Mult. Sym.	"C" Dim.	Aprx. Wt. (lb)	Full Load Efficiency	Voltage	Full Load Amps	Notes (a)
1/4	1800	48	<b>AOM3454</b>	337	K	9.63	18	64	230/460	0.7	2, 20, 30
	1200	48	<b>AOM3455</b>	529	K	9.63	19	68	230/460	0.7	2, 20, 30
1/3	1800	48	<b>AOM3458</b>	376	K	9.63	18	68	230/460	0.9	2, 20, 30
	1200	56	<b>AOM3535</b>	557	K	10.25	22	70	208-230/460	0.9	2, 20
1/2	1800	56	<b>AOM3538</b>	442	K	10.25	25	70	208-230/460	1.1	2, 20
	1200	56	<b>AOM3539</b>	600	K	10.88	24	72	208-230/460	1.2	2, 20
3/4	1800	56	<b>AOM3542</b>	476	K	10.25	23	72	208-230/460	1.6	2, 20
	1200	56	<b>AOM3543</b>	617	K	11.75	31	77	208-230/460	1.5	2, 20
1	1800	143T	<b>AOM3546T</b>	495	L1	11.81	33	75.5	208-230/460	1.8	2
	1200	145T	<b>AOM3556T</b>	626	L1	11.12	35	78.5	208-230/460	1.9	2
	900	182T	<b>AOM3617T</b>	1,212	L1	13.62	62	74	208-230/460	2.2	2
1 1/2	1800	145T	<b>AOM3554T</b>	515	L1	11.12	34	81.5	208-230/460	2.3	2, 20
	1200	182T	<b>AOM3607T</b>	716	L1	13.62	50	78.5	208-230/460	2.5	2, 20
2	1800	145T	<b>AOM3558T</b>	546	L1	12.12	38	82.5	208-230/460	3	2, 20
	1200	184T	<b>AOM3614T</b>	768	L1	15.00	63	81.5	208-230/460	3.4	2, 20
	900	213T	<b>AOM3702T</b>	1,839	L1	16.32	97	82.5	208-230/460	3.5	2
3	1800	182T	<b>AOM3611T</b>	640	L1	13.62	59	85.5	208-230/460	4.5	2, 20
	1200	213T	<b>AOM3704T</b>	962	L1	16.32	92	84	208-230/460	4.8	2, 20
	900	215T	<b>AOM3705T</b>	2,010	L1	17.44	113	86.5	208-230/460	5.2	2, 20
5	1800	184T	<b>AOM3615T</b>	740	L1	15.00	71	87.5	208-230/460	6.8	1
	1200	215T	<b>AOM3708T</b>	1,377	L1	16.32	115	86.5	208-230/460	7.6	2, 20
	900	254T	<b>AOM25904T</b>	3,194	L1	19.63	208	82.5	230/460	8.9	1, 30
7 1/2	1800	213T	<b>AOM3710T</b>	949	L1	16.32	106	87.5	208-230/460	10.9	1
10	1800	215T	<b>AOM3714T</b>	1,150	L1	17.45	126	89.5	208-230/460	13.5	2, 20

(a) See notes on inside back flap.

## Condenser Fan, Three Phase, ODP, “Belly Band” Round Body

1/2 thru 1-1/2 Hp



**Features:**

- 6” long shaft with flat and keyway
- Terminal panel for ease of connectivity
- Automatic thermal overload protection
- Lubed for life double shielded bearings

**Applications:**

- Fans
- Pumps
- Blowers
- Condensers
- Air Handling
- HVAC Systems
- General Purpose Applications

Hp	RPM	NEMA Frame	Catalog Number	List Price	Mult. Sym.	“C” Dim.	Aprx. Wt. (lb)	Full Load Efficiency	Voltage	Full Load Amps	Notes (a)
1/2	1200	48YZ	CFM3036A	566	K	14.29	25	72	208-230/460	1.2	2, 20
		56YZ	CFM3136A	586	K	15.30	28	70	208-230/460	1.2	
3/4	1200	48YZ	CFM3046A	614	K	16.02	33	77	208-230/460	1.5	2, 20
		56YZ	CFM3146A	633	K	15.55	33	75.5	208-230/460	1.4	
1	1200	56YZ	CFM3156A	722	K	16.55	38	75.5	208-230/460	1.8	
1 1/2	1200	56YZ	CFM3166A	785	K	17.43	48	76	208-230/460	2.5	

(a) See notes on inside back flap.

## Condenser Fan, Three Phase, TEAO, “Belly Band” Round Body

1/2 Hp



**Features:**

- Low temp grease for use in industrial freezers
- Terminal panel for ease of connectivity
- Automatic thermal overload protection
- Lubed for life double shielded bearings
- 60 and 50 Hz data included for connection at either frequency

**Applications:**

- Industrial freezers/ refrigeration
- Food processing plants
- Low temperature condensers

Hp	RPM	NEMA Frame	Catalog Number	List Price	Mult. Sym.	“C” Dim.	Aprx. Wt. (lb)	Full Load Efficiency	Voltage	Full Load Amps	Notes (a)
1/2	1200	56	M3539-TP	625	K	11.68	29	70	208-230/460	1.2	

(a) See notes on inside back flap.

General Information

Single Phase Motors

General Purpose Industrial Motors

Severe Duty Motors

Large AC Motors

Washdown Duty Motors

Explosion Proof Motors

Pump Motors

HVAC Motors

Farm Duty Motors

**Fan and Blower, Single and Three Phase, ODP, Resilient Base**

**1/4 thru 2 Hp**



**Features:**

- Resilient cushion base for low noise and reduced vibration
- Terminal panel for ease of connectivity
- Automatic thermal overload protection
- Lubed for life double shielded bearings

**Applications:**

- Fans
- Pumps
- Blowers
- Condensers
- Air Handling
- HVAC Systems
- General Purpose Applications

Hp	RPM	NEMA Frame	Catalog Number	List Price	Mult. Sym.	"C" Dim.	Aprx. Wt. (lb)	Full Load Efficiency	Voltage	Full Load Amps	Notes (a)
<b>Single Phase</b>											
1/4	1800	48	RL1203A	271	K	10.34	20	55	115/230	2.5	12, 30, 96
1/3	1800	56	RL1206A	292	K	10.96	24	60	115/230	3	30, 96
1/2	3600	48	RL1209A	333	K	10.96	27	62	115/230	4.2	12, 30, 96
	1800	56	RL1304A	434	K	11.59	26	62	115/230	4.2	12, 30, 66, 96
3/4		1800	56	RL1323A	395	K	10.97	24	62	115/230	4
	56H		RL1306A	399	K	11.59	26	71	115/230	5.5	12, 30, 66, 96
	56		RL1307A	532	K	12.96	34	68	115/230	5.1	12, 30, 66, 96
1	1800	56	RL1324A	428	K	12.47	31	71	115/230	5	2, 66
		56H	RL1309A	459	K	11.42	36	63	115/230	7.3	30, 66, 96
1 1/2	1800	56H	RL1310A	578	K	12.04	34	68	115/230	6.5	12, 30, 66
		56H	ERM1313A	689	K	13.30	52	82	115/230	5.9	15, 30, 66
1 1/2	1800	56H	ERM1319A	774	K	14.67	59	83.8	115/230	6.2	15, 66
		56H	ERM1319A	774	K	14.67	59	83.8	115/230	6.2	15, 66
<b>Single Phase, 277 Volt</b>											
1/3	1800	56	RL1301A277	446	K	10.97	23	60	277	2.5	13, 66
1/2	1800	56	RL1304A277	464	K	11.59	26	62	277	3.6	12, 66
3/4	1800	56H	RL1307A277	639	K	12.47	34	66	277	4.2	12, 66
1	1800	56H	RL1310A277	657	K	12.42	42	70	277	5.4	66
1 1/2	1800	56H	ERM1319A277	774	K	14.67	59	84	277	5.2	15, 66
<b>Three Phase</b>											
1/4	1800	48	ERM3003	437	K	10.34	21	69.5	230/460	0.5	13, 15, 30
1/3	1800	48	ERM3007	455	K	10.34	24	73.4	230/460	0.7	13, 15, 30
		56	ERM3104	455	K	10.97	24	73.4	230/460	0.7	13, 15, 30
1/2	1800	48	ERM3009	480	K	10.34	24	73.4	230/460	0.8	12, 15, 30
		48	ERM3010	489	K	11.84	31	78.2	230/460	0.8	12, 15, 30
		56	ERM3108	489	K	11.97	31	78.2	230/460	0.8	12, 15, 30
3/4	1800	56	ERM3111	485	K	10.97	24	76.8	230/460	1.2	12, 15, 30
		56	ERM3112	539	K	11.42	38	84	208-230/460	1.3	12, 15
1	1800	56	ERM3115	512	K	12.47	27	77	230/460	1.6	12, 15, 30
		56	ERM3116	562	K	11.42	37	83.5	230/460	1.45	15, 30
1 1/2	1800	56H	ERM3120	543	K	11.42	34	84	208-230/460	2	15
		56H	ERM3154	580	K	12.42	41	86.5	208-230/460	2.2	15
2	1800	56H	ERM3155	630	K	12.42	43	85.5	230/460	2.6	15
		56H	ERM3157	608	K	12.42	43	86.5	208-230/460	2.9	15

(a) See notes on inside back flap.  
Red Catalog Number indicates **NEW** Product.

General Information

Single Phase Motors

General Purpose Industrial Motors

Severe Duty Motors

Large AC Motors

Washdown Duty Motors

Explosion Proof Motors

Pump Motors

HVAC Motors

Farm Duty Motors

**Three Phase, ODP**

**1/3 thru 5 Hp**



**Features:**

- Terminal panel for ease of connectivity
- Automatic thermal overload protection
- Lubed for life double shielded bearings

**Applications:**

- Fans
- Pumps
- Blowers
- Condensers
- Air Handling
- HVAC Systems
- General Purpose Applications

Hp	RPM	NEMA Frame	Catalog Number	List Price	Mult. Sym.	“C” Dim.	Aprx. Wt. (lb)	Full Load Efficiency	Voltage	Full Load Amps	Notes (a)
<b>Foot Mounted</b>											
5	1800	184T	EHM3218TA	1,076	L1	16.50	84	89.5	230/460	6.6	11, 30
<b>Resilient Base</b>											
1/3	1800	48	RM3007A	321	K	10.34	21	68	230/460	0.8	12, 30
1/2	1800	56H	RM3108A	487	K	10.97	25	72	230/460	0.9	12, 30, 36
3/4	1800	56H	RM3112A	524	K	11.59	32	74	230/460	1.5	12, 30, 36, 96
1	1800	56H	RM3116A	546	K	12.47	32	78.5	230/460	2	30, 36, 96
1 1/2	1800	56H	RM3154A	580	K	12.04	34	78.5	208-230/460	2.4	36
2	1800	56H	RM3157A	665	K	12.42	40	81.5	208-230/460	2.9	36
3	3600	145TY	ERM3158TA	797	L1	13.64	48	85.5	230/460	3.8	30
5	3600	145TY	ERHM3162TA	1,138	L1	15.02	60	86.5	230/460	6.1	30

(a) See notes on inside back flap.

**(PSC) - Direct Drive Fan, Single Phase, Foot Mounted, TEAO**

**1/4 thru 1/2 Hp**



**Features:**

- 1” extended through bolts for grille mounting
- Terminal panel for ease of connectivity
- Automatic thermal overload protection
- Lubed for life double shielded bearings
- Switchless design for increased reliability

**Applications:**

- Fans
- Pumps
- Blowers
- Condensers
- Air Handling
- HVAC Systems
- General Purpose Applications

Hp	RPM	NEMA Frame	Catalog Number	List Price	Mult. Sym.	“C” Dim.	Aprx. Wt. (lb)	Full Load Efficiency	Voltage	Full Load Amps	Notes (a)
1/4	1800	48Z	PSC3413A	400	K	11.34	19	65.5	115/230	1.3	2, 29
1/3	1800	48Z	PSC3416A	444	K	11.34	21	62	115/230	1.8	2, 29
1/2	1800	48Z	PSC3524A	487	K	11.96	24	65	115/230	3	2, 29

(a) See notes on inside back flap.



**Direct Drive Fan, Single and Three Phase, TEAO**

**1/4 thru 1 Hp**



**Features:**

- Resilient cushion base for low noise and reduced vibration
- 1" extended through bolts for grille mounting
- Terminal panel for ease of connectivity
- Automatic thermal overload protection
- Lubed for life double shielded bearings

**Applications:**

- Fans
- Pumps
- Blowers
- Condensers
- Air Handling
- HVAC Systems
- General Purpose Applications

Hp	RPM	NEMA Frame	Catalog Number	List Price	Mult. Sym.	"C" Dim.	Aprx. Wt. (lb)	Voltage	Full Load Amps	S.F.	Notes (a)
<b>Single Phase, Permanent Split Capacitor</b>											
1/4	1800	48Z	<b>CHC144A</b>	347	K	11.35	21	115/230	1.4	1	30
	1200	48Z	<b>CHC164A</b>	403	K	11.35	22	115/230	1.5	1.15	30
1/3	1800	48Z	<b>CHC244A</b>	387	K	11.35	22	115/230	1.7	1.15	30
	1200	48Z	<b>CHC264A</b>	467	K	11.35	26	115/230	1.8	1.15	30
1/2	1800	56YZ	<b>CHC345A</b>	438	K	12.70	27	115/230	2.6	1.15	30
	1200	56YZ	<b>CHC365A</b>	504	K	13.58	31	115/230	3.2	1.15	30
3/4	1800	56YZ	<b>CHC445A</b>	499	K	13.58	35	115/230	3.7	1.15	
	1200	56	<b>CHC565A</b>	722	K	13.92	51	115/230	5.3	1	20
<b>Three Phase</b>											
1/4	1200	48YZ	<b>CHM164A</b>	408	K	11.34	20	230/460	0.7	1.25	30, 96
1/3	1200	48YZ	<b>CHM264A</b>	435	K	11.34	19	230/460	0.9	1.25	30
1/2	1800	48YZ	<b>CHM344A</b>	416	K	11.34	23	230/460	1.1	1.25	30
		56YZ	<b>CHM345A</b>	419	K	12.08	24	230/460	1.1	1.25	30
	1200	48YZ	<b>CHM364A</b>	473	K	11.96	25	230/460	1.2	1.25	30
		56YZ	<b>CHM365A</b>	477	K	12.70	28	230/460	1.2	1.25	30
3/4	1200	56YZ	<b>CHM465A</b>	545	K	13.58	34	208-230/460	1.5	1.15	
1	1800	56YZ	<b>CHM545A</b>	526	K	13.58	34	208-230/460	1.7	1.15	
	1200	56	<b>CHM565A</b>	620	K	13.04	40	208-230/460	1.8	1.15	

(a) See notes on inside back flap.

**Yoke/Pedestal Fan, Single Phase, PSC, TEAO**

**1/4 thru 1/2 Hp**



**Features:**

- Robust stamped steel pedestal mount
- 1" extended through bolts for grille mounting
- Terminal panel for ease of connectivity
- Automatic thermal overload protection
- Lubed for life double shielded bearings
- Switchless design for increased reliability

**Applications:**

- Fans
- Pumps
- Blowers
- Condensers
- Air Handling
- HVAC Systems
- General Purpose Applications

Hp	RPM	NEMA Frame	Catalog Number	List Price	Mult. Sym.	"C" Dim.	Aprx. Wt. (lb)	Voltage	Full Load Amps	S.F.	Notes (a)
1/4	1800	48YZ	<b>YPC144A</b>	297	K	10.68	18	115	2.5	1	
	1200	48YZ	<b>YPC164A</b>	337	K	10.68	22	115	2.8	1	
1/3	1800	48YZ	<b>YPC244A</b>	321	K	10.68	21	115	3.4	1	
		56YZ	<b>YPC245A</b>	326	K	10.68	21	115	3.4	1	
1/2	1200	48YZ	<b>YPC264A</b>	369	K	10.68	22	115	3.5	1	
		56YZ	<b>YPC344A</b>	369	K	10.68	22	115	5.1	1	
	1800	48YZ	<b>YPC344A</b>	369	K	10.68	22	115	5.1	1	
		56YZ	<b>YPC345A</b>	374	K	10.68	24	115	5.1	1	
1200	48YZ	<b>YPC364A</b>	422	K	11.31	27	115	5.4	1		

(a) See notes on inside back flap.

General Information

Single Phase Motors

General Purpose Industrial Motors

Severe Duty Motors

Large AC Motors

Washdown Duty Motors

Explosion Proof Motors

Pump Motors

HVAC Motors

Farm Duty Motors